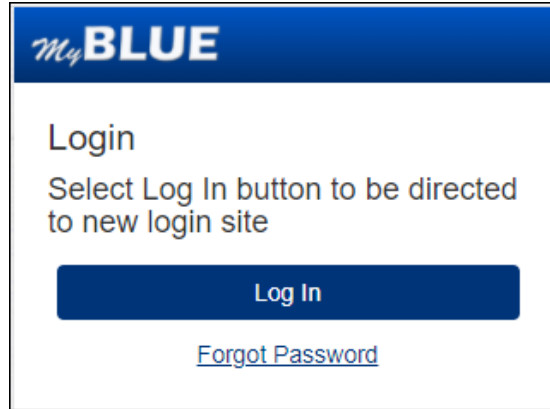
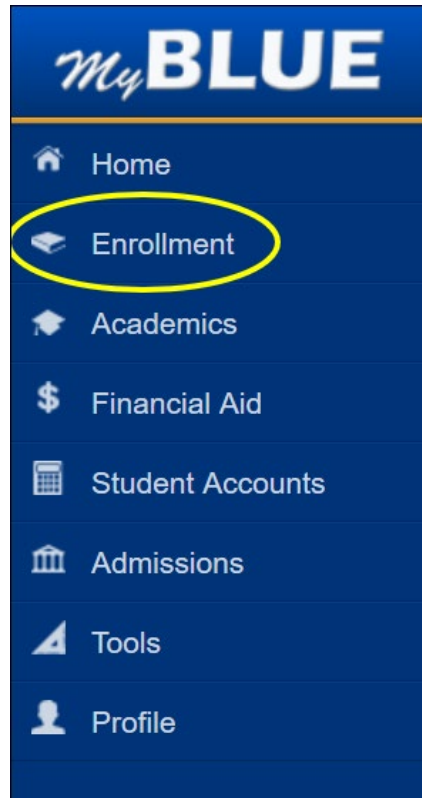


Student instructions to search for Three-Week Session/J-Term courses.

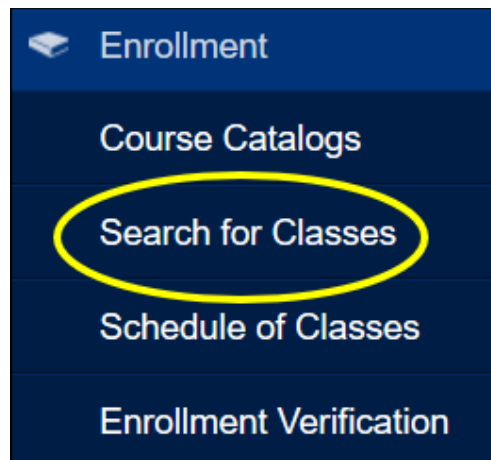
Step 1: Log into [MyBLUE](#)



Step 2: Select "Enrollment" from the left-hand menu.



Step 3: Select “Search for Classes” under Enrollment.



Step 4: Select the term from the “Term” dropdown.

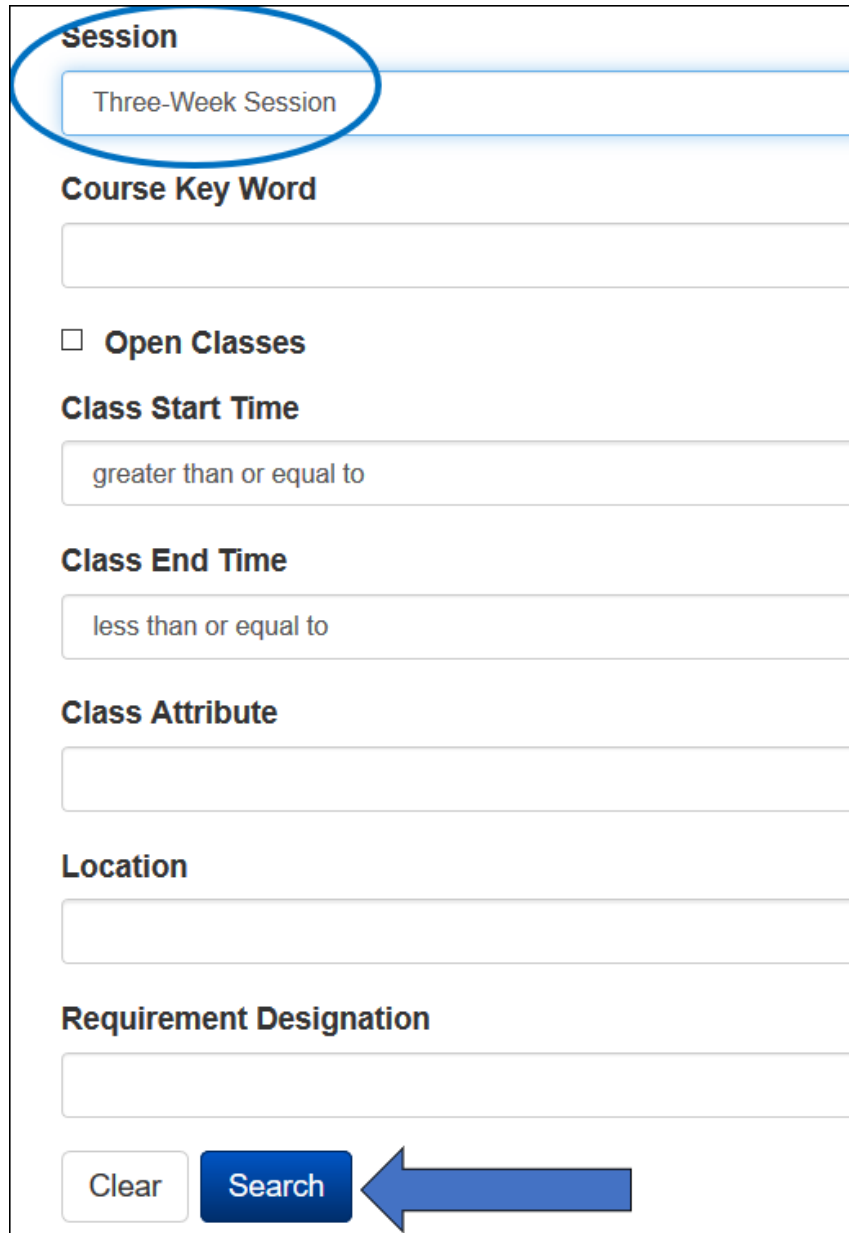
Advanced Search

[Home](#) / [Enrollment](#) / [Advanced Search](#)

Institution

Term

Step 5: Scroll down to “Session” and select “Three-Week Session” from the dropdown menu. Then select “Search”.



The image shows a search form with the following fields and options:

- Session:** A dropdown menu with "Three-Week Session" selected. This field is circled in blue.
- Course Key Word:** An empty text input field.
- Open Classes**
- Class Start Time:** A text input field containing "greater than or equal to".
- Class End Time:** A text input field containing "less than or equal to".
- Class Attribute:** An empty text input field.
- Location:** An empty text input field.
- Requirement Designation:** An empty text input field.
- Buttons:** A "Clear" button and a "Search" button. A blue arrow points to the "Search" button.

All courses displayed will meet in the Three-Week Session/J-Term.