

IPEDS 2022-23 Data Collection System

IPEDS HELP DESK (877) 225-2568 | ipedshelp@rti.org
OMB NO. 1850-0582 v.30 : Approval Expires 8/31/2025
User ID: P1812151

12-month Enrollment 2022-23

Institution: University of Nebraska at Kearney (181215)

User ID: P1812151

Overview

12-month Enrollment Overview

The 12-month Enrollment component collects unduplicated student enrollment counts and instructional activity data for an entire 12-month period. Using the instructional activity data reported, a full-time equivalent (FTE) student enrollment at the undergraduate and graduate level is estimated (4-year institutions only). Institutions with Doctor's - professional practice students will also report the FTE enrollment of those students (4-year institutions only). NCES uses the FTE enrollment to produce indicators such as expenses by function per FTE as reported in the IPEDS Data Feedback Report.

Data Reporting Reminder:

- All institutions must use the July 1 - June 30 reporting period.
- Report data to accurately reflect the time period corresponding with the IPEDS survey component, even if such reporting is seemingly inconsistent with prior-year reporting.

Changes to reporting:

The following changes were implemented for the 2022-23 data collection period:

- The "Nonresident alien" terminology has been changed to "U.S. Nonresident" but should include the same category of students.
- A question about gender has been added at the end of the Part A to collect information about students for whom gender does not fit the binary gender (Men/Women) categories provided. **Institutions should still allocate those students to the Men/Women categories throughout the survey component at this time.** There are also new FAQs to help with questions about the new reporting.
- A part-time column was added for graduate student unduplicated enrollment counts.
- References to summer term were changed to summer session.
- FAQ #4 has been removed as it refers to an old change.
- FAQ #7 on consistent reporting of EF, E12, and OM has been updated for clarification.
- FAQ on reporting undocumented and DACA students has been updated along with instructions.

Resources:

- To download the survey materials for this component: [Survey Materials](#)
- To access your prior year data submission for this component: [Reported Data](#)

If you have questions about completing this survey, please contact the IPEDS Help Desk at 1-877-225-2568.

Institution: University of Nebraska at Kearney (181215)


User ID: P1812151

Undergraduate Instructional Activity Type

Which instructional activity units will you use to report undergraduate instructional activity?

- Undergraduate instructional activity data in Part B may be reported in units of clock hours or credit hours.
- Please note that any graduate level instructional activity must be reported in credit hours. (4-year institutions only)

- Clock hours
- Credit hours
- Both clock and credit hours (some undergraduate programs measured in clock hours and some measured in credit hours)

 You may use the box below to provide additional context for the data you have reported above. Context notes will be posted on the College Navigator website. Therefore, you should write all context notes using proper grammar (e.g., complete sentences with punctuation) and common language that can be easily understood by students and parents (e.g., spell out acronyms).

Institution: University of Nebraska at Kearney (181215)

User ID: P1812151

Part A - Unduplicated Count for Full-time Undergraduate Students

12-month Unduplicated Count by Race/Ethnicity and Gender - Full-time Undergraduate Students

July 1, 2021 – June 30, 2022

Reporting Reminders:

- The 12-month unduplicated count must be equal or greater than the corresponding prior year fall enrollment.
- Report Hispanic/Latino individuals of any race as Hispanic/Latino
- Report race for non-Hispanic/Latino individuals only
- Even though Teacher Preparation certificate programs may require a bachelor's degree for admission, they are considered subbaccalaureate undergraduate programs, and students in these programs are undergraduate students.

Men

Students enrolled for <u>credit</u>	Degree/certificate-seeking			Total degree/certificate-seeking	Non-degree/non-certificate-seeking	Total, Full-time undergraduate students
	First-time	Non-first-time				
		Transfer-in	Continuing/Returning			
<u>U.S. Nonresident</u>	42	3	90	135	4	139
<u>Hispanic/Latino</u>	54	24	120	198		198
<u>American Indian or Alaska Native</u>	0	1	3	4		4
<u>Asian</u>	3	0	9	12	1	13
<u>Black or African American</u>	17	5	42	64		64
<u>Native Hawaiian or Other Pacific Islander</u>	0	3	1	4		4
<u>White</u>	261	86	700	1,047		1,047
Two or more races	5	6	26	37		37
<u>Race and ethnicity unknown</u>	1	1	10	12		12
Total men	383	129	1,001	1,513	5	1,518
Total men prior year	314	112	1,145	1,571	3	1,574

Women

Students enrolled for <u>credit</u>	Degree/certificate-seeking			Total degree/certificate-seeking	Non-degree/non-certificate-seeking	Total, Full-time undergraduate students
	First-time	Non-first-time				
		Transfer-in	Continuing/Returning			
<u>U.S. Nonresident</u>	38	2	46	86	23	109
<u>Hispanic/Latino</u>	85	36	219	340	2	342
<u>American Indian or Alaska Native</u>	3	1	1	5		5
<u>Asian</u>	8	8	15	31		31
<u>Black or African American</u>	11	2	24	37		37
<u>Native Hawaiian or Other Pacific Islander</u>	1	0	2	3		3
<u>White</u>	439	167	1,248	1,854		1,854
Two or more races	13	8	40	61		61
<u>Race and ethnicity unknown</u>	2	1	7	10		10
Total women	600	225	1,602	2,427	25	2,452

Total women prior year	515	241	1,612	2,368	4	2,372
Grand total (2021-22)	983	354	2,603	3,940	30	3,970
Prior year data:						
Grand total (men+women) prior year	829	353	2,757	3,939	7	3,946
Total Full-time undergraduate enrollment Fall 2021 <i>NOTE: Grand total (2021-22) calculated above is expected to be greater than total Full-time undergraduate enrollment Fall 2021.</i>	945	260	2,556	3,761	20	3,781

Institution: University of Nebraska at Kearney (181215)

User ID: P1812151

Part A - Unduplicated Count for Part-time Undergraduate Students

12-month Unduplicated Count by Race/Ethnicity and Gender - Part-time Undergraduate Students

July 1, 2021 – June 30, 2022

Reporting Reminders:

- The 12-month unduplicated count must be equal or greater than the corresponding prior year fall enrollment.
- Report Hispanic/Latino individuals of any race as Hispanic/Latino
- Report race for non-Hispanic/Latino individuals only
- Even though Teacher Preparation certificate programs may require a bachelor's degree for admission, they are considered subbaccalaureate undergraduate programs, and students in these programs are undergraduate students.

Men

Students enrolled for <u>credit</u>	Degree/certificate-seeking			Total degree/certificate-seeking	Non-degree/non-certificate-seeking	Total, Part-time undergraduate students
	<u>First-time</u>	<u>Non-first-time</u>				
		<u>Transfer-in</u>	<u>Continuing/Returning</u>			
<u>U.S. Nonresident</u>	7	1	9	17	28	45
<u>Hispanic/Latino</u>	2	2	13	17	4	21
<u>American Indian or Alaska Native</u>	0	0	0	0	0	0
<u>Asian</u>	0	0	1	1	3	4
<u>Black or African American</u>	1	1	6	8	0	8
<u>Native Hawaiian or Other Pacific Islander</u>	0	0	0	0	0	0
<u>White</u>	5	15	145	165	52	217
Two or more races	0	1	6	7	1	8
<u>Race and ethnicity unknown</u>	0	0	2	2	5	7
Total men	15	20	182	217	93	310
Total men prior year	9	31	195	235	79	314

Women

Students enrolled for <u>credit</u>	Degree/certificate-seeking			Total degree/certificate-seeking	Non-degree/non-certificate-seeking	Total, Part-time undergraduate students
	<u>First-time</u>	<u>Non-first-time</u>				
		<u>Transfer-in</u>	<u>Continuing/Returning</u>			
<u>U.S. Nonresident</u>	5	3	6	14	13	27
<u>Hispanic/Latino</u>	3	15	71	89	6	95
<u>American Indian or Alaska Native</u>	0	0	0	0	0	0
<u>Asian</u>	0	1	2	3	2	5
<u>Black or African American</u>	0	4	9	13	0	13
<u>Native Hawaiian or Other Pacific Islander</u>	0	0	0	0	1	1
<u>White</u>	5	89	269	363	81	444
Two or more races	0	5	13	18	3	21
<u>Race and ethnicity unknown</u>	0	0	1	1	0	1
Total women	13	117	371	501	106	607

Total women prior year	17	91	350	458	99	557
Grand total (2021-22)	28	137	553	718	199	917
Prior year data:						
Grand total (men+women) prior year	26	122	545	693	178	871
Total Part-time undergraduate enrollment Fall 2021 <i>NOTE: Grand total (2021-22) calculated above is expected to be greater than total Part-time undergraduate enrollment Fall 2021.</i>	13	87	428	528	118	646

Institution: University of Nebraska at Kearney (181215)

User ID: P1812151

Part A - Unduplicated Count for Undergraduate Students

12-month Unduplicated Count by Race/Ethnicity and Gender - Undergraduate Student Total

July 1, 2021 – June 30, 2022

Men

Students enrolled for credit	Total full-time undergraduate students	Total part-time undergraduate students	Grand total, all undergraduate students
<u>U.S. Nonresident</u>	139	45	184
<u>Hispanic/Latino</u>	198	21	219
<u>American Indian or Alaska Native</u>	4	0	4
<u>Asian</u>	13	4	17
<u>Black or African American</u>	64	8	72
<u>Native Hawaiian or Other Pacific Islander</u>	4	0	4
<u>White</u>	1,047	217	1,264
Two or more races	37	8	45
<u>Race and ethnicity unknown</u>	12	7	19
Total men	1,518	310	1,828

Women

Students enrolled for credit	Total full-time students	Total part-time students	Grand total, all students
<u>U.S. Nonresident</u>	109	27	136
<u>Hispanic/Latino</u>	342	95	437
<u>American Indian or Alaska Native</u>	5	0	5
<u>Asian</u>	31	5	36
<u>Black or African American</u>	37	13	50
<u>Native Hawaiian or Other Pacific Islander</u>	3	1	4
<u>White</u>	1,854	444	2,298
Two or more races	61	21	82
<u>Race and ethnicity unknown</u>	10	1	11
Total women	2,452	607	3,059
Grand Total (men+women)	3,970	917	4,887

Institution: University of Nebraska at Kearney (181215)

User ID: P1812151

Part A - Unduplicated Count for Graduate Students

12-month Unduplicated Count by Race/Ethnicity and Gender - Full-time and Part-time Graduate Students

July 1, 2021 – June 30, 2022

Reporting Reminders:

- The 12-month unduplicated count must be equal or greater than the corresponding prior year fall enrollment.
- Report Hispanic/Latino individuals of any race as Hispanic/Latino
- Report race for non-Hispanic/Latino individuals only
- Report **all** postbaccalaureate degree and certificate students as graduate students, **including any doctor's - professional practice students (formerly first-professional)**

Men

Students <u>enrolled for credit</u>	Total <u>full-time</u>	Total <u>part-time</u>	Total <u>graduate students</u>
<u>U.S. Nonresident</u>	2	9	11
<u>Hispanic/Latino</u>	8	52	60
<u>American Indian or Alaska Native</u>	1	2	3
<u>Asian</u>	1	6	7
<u>Black or African American</u>	3	19	22
<u>Native Hawaiian or Other Pacific Islander</u>	0	3	3
<u>White</u>	94	561	655
Two or more races	2	21	23
<u>Race and ethnicity unknown</u>	0	6	6
Total men	111	679	790
Total men prior year			803

Women

Students <u>enrolled for credit</u>	Total <u>full-time</u>	Total <u>part-time</u>	Total <u>Graduate students</u>
<u>U.S. Nonresident</u>	3	10	13
<u>Hispanic/Latino</u>	21	83	104
<u>American Indian or Alaska Native</u>	1	2	3
<u>Asian</u>	5	22	27
<u>Black or African American</u>	3	17	20
<u>Native Hawaiian or Other Pacific Islander</u>	0	0	0
<u>White</u>	278	1,392	1,670
Two or more races	12	30	42
<u>Race and ethnicity unknown</u>	3	8	11
Total women	326	1,564	1,890
Total women prior year			1,936

Grand total (2021-22)	437	2,243	2,680
Prior year data:			
Unduplicated headcount (2020-21)			2,739

<p>i Total enrollment Fall 2021 <i>NOTE: Grand total (2021-22) calculated above is expected to be greater than Total enrollment Fall 2021.</i></p>	<p>318</p>	<p>1,530</p>	<p>1,848</p>
--	------------	--------------	--------------

Institution: University of Nebraska at Kearney (181215)

User ID: P1812151

Part A - Gender Unknown or another gender than Men/Women categories

12-month Unduplicated Count by Gender Unknown or another gender than provided men/women categories

- The 'gender unknown' category is to report students for whom the institution does not know a gender.
- Institutions should not ask students that do not select a binary gender to allocate themselves to a binary gender category; it is up to the institution to allocate unknown students and students that indicate another gender into the binary categories throughout the forms where required. One method commonly used by institutions is to allocate these students to the binary categories required in other parts of the form using the proportion of men to women reported.

Is your institution able to report **another gender** for the 2022-23 data collection? If you indicate 'No', your institution should leave the cells in the rows for '**Another gender**' blank (i.e., do not report 0). If you indicate 'Yes', but no students identified as **another gender**, please enter '0'.

Undergraduate students:

- Yes
- No

Graduate students:

- Yes
- No

Of the total students reported, how many students did you allocate to a binary gender category (Men/Women) because their gender was unknown or another gender than the provided categories?

		Number of students	
		Undergraduate students	Graduate students
Grand total		4,887	2,680
	Gender unknown (i.e., gender information is not known or not collected).	<input type="text" value="0"/>	<input type="text" value="0"/>
	Another gender (i.e., gender information is known but does not fall into either of the mutually exclusive binary categories provided [Men/Women]).	<input type="text" value="1"/>	<input type="text" value="0"/>
	Total of Gender unknown + Another gender	1	0
	Total of Students for whom gender is known and falls into one of the mutually exclusive binary categories provided [Men/Women]	4,886	2,680

Institution: University of Nebraska at Kearney (181215)


User ID: P1812151

Part A – 12-month Enrollment by Distance Education Status

12-month Unduplicated Count - Distance Education Status

July 1, 2021 – June 30, 2022

	Undergraduate Students		Graduate Students
	Degree/certificate-seeking	Non-degree/non-certificate-seeking	
Students enrolled exclusively in <u>distance education courses</u>	897	89	2,356
Students enrolled in at least one but not all distance education courses	2,972	32	286
Students not enrolled in any distance education courses	789	108	38
Total (from prior part A screens)	4,658	229	2,680

 You may use the box below to provide additional context for the data you have reported above. Context notes will be posted on the College Navigator website. Therefore, you should write all context notes using proper grammar (e.g., complete sentences with punctuation) and common language that can be easily understood by students and parents (e.g., spell out acronyms).

Institution: University of Nebraska at Kearney (181215)

User ID: P1812151

Part B - Instructional Activity

12-month Instructional Activity

July 1, 2021 - June 30, 2022

Instructional Activity Reporting Reminder:

- Instructional activity is used to calculate an IPEDS FTE based on the institution's reported calendar system.
- Graduate credit hour activity should not include any doctor's – professional practice activity, the total of those students' FTE is entered separately instead.

FTE Reporting Reminder:

- Institutions need not report their own calculations of undergraduate or graduate FTE unless IPEDS FTE calculations would be misleading for comparison purposes among all IPEDS reporting institutions.

Instructional Activity

	2021-22 total activity	Prior year data
Undergraduate level:		
<u>Credit hour activity</u>	117,948	118,605
Graduate level:		
<u>Credit hour activity</u>	26,137	26,510


Full-Time Equivalent (FTE) of Students

Calendar system (as reported on the prior year IC Header survey component):	Semester
---	----------

If the IPEDS calculated FTE estimates below are not reasonable, **AND** you have reported the correct instructional activity hours above, enter your best FTE estimate in the "Institution reported FTE" column below and save the page. This option should be used **ONLY** if the calculated estimate is not reasonable for your institution and IPEDS comparisons.

Please provide your best estimate of undergraduate and graduate FTE for the 12-month reporting period **only if the calculated FTE estimate below is not reasonable for IPEDS comparison purposes**. Please provide an explanation in the context box if the option is used due to Coronavirus Pandemic.

	Calculated FTE 2021-22	Institution reported FTE 2021-22	Prior year FTE 2020-21
Undergraduate student FTE	3,932	3,932	3,954
Graduate student FTE	1,089	1,089	1,105
Total FTE students	5,021	5,021	5,059

 Context notes will be posted on the College Navigator website. Therefore, you should write all context notes using proper grammar (e.g., complete sentences with punctuation) and common language that can be easily understood by students and parents (e.g., spell out acronyms).

Institution: University of Nebraska at Kearney (181215)

User ID: P1812151

Prepared by

Prepared by

Reporting Reminders:

- The name of the preparer is being collected so that we can follow up with the appropriate person in the event that there are questions concerning the data.
- The Keyholder will be copied on all email correspondence to other preparers.
- The time it took to prepare this component is being collected so that we can continue to improve our estimate of the reporting burden associated with IPEDS.
- Please include in your estimate the time it took for you to review instructions, query and search data sources, complete and review the component, and submit the data through the Data Collection System.
- Thank you for your assistance.

This survey component was prepared by:

<input type="radio"/> Keyholder	<input type="radio"/> SFA Contact	<input type="radio"/> HR Contact
<input type="radio"/> Finance Contact	<input type="radio"/> Academic Library Contact	<input checked="" type="radio"/> Other

Name:

Email:

How many staff from your institution only were involved in the data collection and reporting process of this survey component?

Number of Staff (including yourself)

How many hours did you and others from your institution only spend on each of the steps below when responding to this survey component?
Exclude the hours spent collecting data for state and other reporting purposes.

Staff member	Collecting Data Needed	Revising Data to Match IPEDS Requirements	Entering Data	Revising and Locking Data
Your office	<input type="text" value="1.00"/> hours	<input type="text" value="24.00"/> hours	<input type="text" value="4.00"/> hours	<input type="text" value="2.00"/> hours
Other offices	<input type="text"/> hours	<input type="text"/> hours	<input type="text"/> hours	<input type="text"/> hours

Institution: University of Nebraska at Kearney (181215)

User ID: P1812151

Summary screen

12-Month Enrollment Component Summary

IPEDS collects important information regarding your institution. All data reported in IPEDS survey components become available in the IPEDS Data Center and appear as aggregated data in various Department of Education reports. Additionally, some of the reported data appears specifically for your institution through the College Navigator website and is included in your institution's Data Feedback Report (DFR). The purpose of this summary is to provide you an opportunity to view some of the data that, when accepted through the IPEDS quality control process, will appear on the College Navigator website and/or your DFR. College Navigator is updated approximately three months after the data collection period closes and Data Feedback Reports will be available through the [Data Center](#) and sent to your institution's CEO in November 2022.

Please review your data for accuracy. If you have questions about the data displayed below after reviewing the data reported on the survey screens, please contact the IPEDS Help Desk at: 1-877-225-2568 or ipedshelp@rti.org.

12-Month Unduplicated Headcount and Full-Time Equivalent Students	
Total 12-month unduplicated headcount	7,567
Undergraduate student unduplicated headcount	4,887
Graduate student unduplicated headcount	2,680
Total 12-month full-time equivalent (FTE) student enrollment	5,021
Undergraduate student FTE	3,932
Graduate student FTE	1,089

Institution: University of Nebraska at Kearney (181215)

User ID: P1812151

[Edit Report](#)

12-month Enrollment

There are no errors for the selected survey and institution.