

# IPEDS 2021-22 Data Collection System

IPEDS HELP DESK (877) 225-2568 | [ipedshelp@rti.org](mailto:ipedshelp@rti.org)  
OMB NO. 1850-0582 v.29 : Approval Expires 8/31/2022  
User ID: P1812153

## Student Financial Aid 2021-22

Institution: University of Nebraska at Kearney (181215)

User ID: P1812153

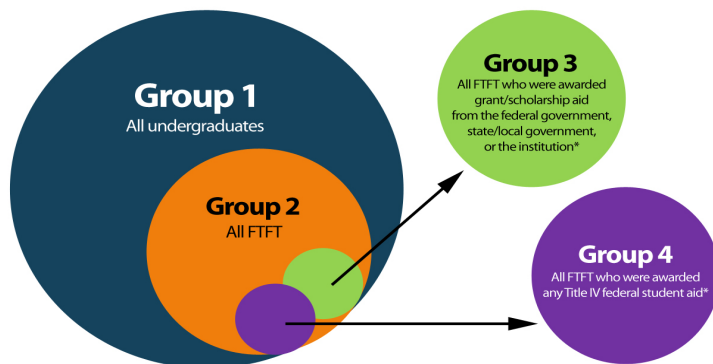
### Overview

#### IPEDS Student Financial Aid Component Overview - Public Academic Reporters

Welcome to the Student Financial Aid (SFA) component. The purpose of the SFA component is to collect information about financial aid provided to various groups of undergraduate students and military/veteran educational benefits for all students at your institution.

#### Data Reporting Reminders:

- Report data to accurately reflect the time period corresponding with the IPEDS survey component, even if such reporting is seemingly inconsistent with prior-year reporting. For example, if a summer term began later than usual due to Coronavirus Pandemic postponements, continue to report using the timeframes as defined in the IPEDS instructions. NCES expects that some data reported during the 2021-22 data collection year will vary from established prior trends due to the impacts of Coronavirus Pandemic. If an error edit is triggered even when submitting accurate data, please indicate in the corresponding context box or verbally to the Help Desk that the seemingly inconsistent data are accurate and reflect the effects of Coronavirus Pandemic.
- Undergraduate Student Groups  
You will be asked to report information for different groups of students.
  - Group 1: All undergraduate students
  - Group 2: Of Group 1, full-time, first-time degree/certificate-seeking students (FTFT)
  - Group 3: Of Group 2, FTFT students who paid the in-state/in-district tuition rate and were awarded any grant/scholarship aid from the federal government, state/local government, or the institution
  - Group 4: Of Group 2, FTFT students who paid the in-state/in-district tuition rate and were awarded any Title IV federal student aid



\*For public institutions, include only those students paying the in-state or in-district tuition rate. For program reporters, include only those students enrolled in the institution's largest program.

- COA Revisions  
Revisions to Cost of Attendance (COA) used to calculate the net price of attendance can be made in this component. Consult the instructions and screens to make sure you are reporting the correct aid amounts for the correct groups of students.
- College Affordability and Transparency Lists  
Net price amounts calculated in SFA will be used to populate the U.S. Department of Education's College Affordability and Transparency lists.
- Interactive Edits and Error Messages  
SFA contains interactive edits that will check for blank fields, invalid values, or values that fall outside expected ranges. Some error messages will require you to confirm or explain the values that you entered. Some error messages are fatal and will require you to contact the IPEDS Help Desk at (877) 225-2568 for resolution.
- Context Boxes  
You will find optional text boxes throughout SFA. Context boxes allow you to provide more information about the data you enter. Some of these context boxes may be made available to the public on College Navigator, so make sure that the information you enter can be understood easily by students, parents, and the general public.

#### Changes to reporting for 2021-22:

There is a new FAQ about reporting financial aid awards for students who attend in the summer.

#### Resources:

- To download the survey materials for this component: [Survey Materials](#)
- To access your prior year data submission for this component: [Reported Data](#)

If you have questions about completing this survey, please contact the IPEDS Help Desk at 1-877-225-2568.

Institution: University of Nebraska at Kearney (181215)

User ID: P1812153

Section 1: Part A

Part A - Establish Your Groups

Reporting Reminders:

- Part A establishes the number of students in various groups. Note that the numbers on this screen will be carried forward to other parts of the Student Financial Aid component.
- In the fields below, report the number of students in each of the following groups.

		Fall 2020	YOUR PRIOR YEAR DATA
			Fall 2019
01	Group 1 All <u>undergraduate</u> students	<input type="text" value="4,385"/>	4,429
02	Group 2 Of those in Group 1, those who are <u>full-time, first-time</u> degree/certificate-seeking	<input type="text" value="815"/>	844
02a	Of those in Group 2, those who were awarded any <u>Federal Work Study, loans to students</u> , or grant or scholarship aid from the federal government, state/local government, the institution, or other sources known to the institution	<input type="text" value="772"/>	800
02b	Of those in Group 2, those who were awarded any <u>loans to students</u> or grant or scholarship aid from the federal government, state/local government, or the institution	<input type="text" value="733"/>	764
03	Group 3 Of those in Group 2, those who paid the in-state or in-district tuition rate and who were awarded grant or scholarship aid from the federal government, state/local government, or the institution	<input type="text" value="602"/>	595
04	Group 4 Of those in Group 2, those who paid the in-state or in-district tuition rate and who were awarded any <u>Title IV federal student aid</u>	<input type="text" value="496"/>	533

Institution: University of Nebraska at Kearney (181215)

User ID: P1812153

Section 1: Part B

Part B - Enter Information About Group 1

Reporting Reminders:


- Group 1 students are **ALL undergraduate** students (including first-time students) enrolled in Fall 2020.
- For this part, report:

For These Students	The Following Type(s) of Aid	Awarded in This Period
<ul style="list-style-type: none"> <li>• All undergraduate students enrolled in Fall 2020</li> </ul>	<ul style="list-style-type: none"> <li>• Grant or scholarship aid from:                             <ul style="list-style-type: none"> <li>◦ federal government</li> <li>◦ state/local government</li> <li>◦ the institution</li> <li>◦ other sources known to the institution</li> </ul> </li> <li>• Loans to students from:                             <ul style="list-style-type: none"> <li>◦ the federal government</li> </ul> </li> </ul>	<ul style="list-style-type: none"> <li>• Any time during academic year 2020-21</li> </ul>

- In the fields below, report the number of Group 1 students and the total amount of aid awarded to these students for each type of aid.

Information from Part A	Fall 2020
Group 1: All undergraduate students (This number is carried forward from Part A, Line 01.)	4,385

Aid Type	2020-21			
	Number of Group 1 students who were awarded aid	Percentage of Group 1 students who were awarded aid	Total amount of aid awarded to Group 1 students	Average amount of aid awarded to Group 1 students
01 Grant or scholarship aid from the federal government, state/local government, the institution, and other sources known to the institution ( <b>Do NOT include federal student loans</b> )	3,738	85	34,183,174	9,145
02 Pell Grants	1,555	35	6,673,053	4,291
03 Federal student loans	1,783	41	10,268,745	5,759

 You may use the box below to provide additional context for the data you have reported above. Context notes will be posted on the College Navigator website. Therefore, you should write all context notes using proper grammar (e.g., complete sentences with punctuation) and common language that can be easily understood by students and parents (e.g., spell out acronyms).

Non-applicable ▼

Institution: University of Nebraska at Kearney (181215)

User ID: P1812153

Section 1: Part C, Page 1

Part C, Page 1 - Enter Information about Group 2

Reporting Reminders:

- Group 2 students are all full-time, first-time degree/certificate-seeking undergraduate students enrolled in Fall 2020.
- In the fields below, report the number of Group 2 students paying in-district, in-state, and out-of-state tuition rates. If your institution does not offer different rates, report all students as paying in-state tuition rates.

Information from Part A	Fall 2020
Group 2: Full-time, first-time degree/certificate-seeking undergraduates (This number is carried forward from Part A, Line 02)	815

Group 2 students:			Fall 2020		YOUR PRIOR YEAR DATA
			Fall 2020		Fall 2019
			Number of Group 2 students	Percentage of Group 2 students	Percentage of Group 2 students
01	01a	<u>paying in-district tuition rates</u>	<input type="text" value="0"/>	0	0
	01b	<u>paying in-state tuition rates</u>	<input type="text" value="736"/>	90	89
	01c	<u>paying out-of-state tuition rates</u>	<input type="text" value="79"/>	10	11
	01d	Unknown (calculated value) This value is calculated using the following formula: [A02-(C01a+C01b+C01c)]	0	0	0

Section 1: Part C, Page 2

Part C, Page 2 - Enter Information about Group 2

Reporting Reminders:

- Part C includes financial aid information about Group 2. Group 2 students are all full-time, first-time degree/certificate-seeking undergraduate students enrolled in Fall 2020.
- For this part, report:


For These Students	The Following Type(s) of Aid	Awarded in This Period
<ul style="list-style-type: none"> <li>• Full-time, first-time degree/certificate-seeking undergraduate students enrolled in Fall 2020</li> </ul>	<ul style="list-style-type: none"> <li>• Grant or scholarship aid from:                             <ul style="list-style-type: none"> <li>◦ federal government</li> <li>◦ state/local government</li> <li>◦ the institution</li> </ul> </li> <li>• Loans to students from:                             <ul style="list-style-type: none"> <li>◦ the federal government</li> <li>◦ other sources, including private or other loans</li> </ul> </li> <li>• Do <b>not</b> include:                             <ul style="list-style-type: none"> <li>◦ grant or scholarship aid from private or other sources</li> <li>◦ PLUS loans or loans made to anyone other than the student</li> </ul> </li> </ul>	<ul style="list-style-type: none"> <li>• Any time during academic year 2020-21</li> <li>• For program reporters, this is the aid year period from July 1, 2020 through June 30, 2021.</li> </ul>

- In the fields below, report the number of Group 2 students and the total amount of aid awarded to these students for each type of aid. Enter unduplicated student counts within a category (e.g., Pell Grants). However, a student can appear in more than one aid category.

Information from Part A	Fall 2020
Group 2: Full-time, first-time degree/certificate-seeking undergraduates (This number is carried forward from Part A, Line 02)	815
Group 2a: (This number is carried forward from Part A, Line 02a) <ul style="list-style-type: none"> <li>• Of those in Group 2, those who were awarded:                             <ul style="list-style-type: none"> <li>◦ Federal Work Study</li> <li>◦ Loans to students</li> <li>◦ Grant or scholarship aid from the federal government, state/local government, or the institution</li> <li>◦ Other sources known to the institution</li> </ul> </li> </ul>	772
Group 2b (This number is carried forward from Part A, Line 02b) <ul style="list-style-type: none"> <li>• Of those in Group 2, those who were awarded:                             <ul style="list-style-type: none"> <li>◦ Loans to students</li> <li>◦ Grant or scholarship aid from the federal government, state/local government, or the institution</li> </ul> </li> </ul>	733
Group 3 (This number is carried forward from Part A, Line 03) <ul style="list-style-type: none"> <li>• Of those in Group 2, those who <b>Paid the in-state or in-district tuition rate and</b> were awarded:                             <ul style="list-style-type: none"> <li>◦ Grant or scholarship aid from the federal government, state/local government, or the institution</li> </ul> </li> </ul>	602

Aid Type		Fall 2020				YOUR PRIOR YEAR DATA
		Number of Group 2 students who were awarded aid	Percentage of Group 2 students who were awarded aid	Total amount of aid awarded to Group 2 students	Average amount of aid awarded to Group 2 students	Average amount of aid awarded to Group 2 students
01	Grants or scholarships from the federal government, state/local government, or the institution	693	85	5,156,484	7,441	7,080
02	Federal grants	460	56	1,736,111	3,774	3,356
	02a Pell Grants	311	38	1,401,248	4,506	4,333
	02b Other federal grants	424	52	334,863	790	987
03	State/local government grants or scholarships (includes fellowships/tuition waivers/exemptions)	112	14	278,318	2,485	2,668
04	Institutional grants or scholarships (includes fellowships/tuition waivers/exemptions)	602	74	3,142,055	5,219	5,129

05	Loans to students	<input type="text" value="367"/>	45	2,166,884	5,904	5,818
	05a Federal loans	<input type="text" value="364"/>	45	<input type="text" value="1,754,688"/>	4,821	4,953
	05b Other loans (including private loans)	<input type="text" value="44"/>	5	<input type="text" value="412,196"/>	<input checked="" type="checkbox"/> 9,368	10,316

 You may use the box below to provide additional context for the data you have reported above. Context notes will be posted on the College Navigator website. Therefore, you should write all context notes using proper grammar (e.g., complete sentences with punctuation) and common language that can be easily understood by students and parents (e.g., spell out acronyms).

Non-applicable ▼

Institution: University of Nebraska at Kearney (181215)

User ID: P1812153

Section 1: Comparison Chart

Comparison Chart

Reporting Reminders:

- Based on the information reported on the previous screens for Group 1 (all undergraduates) and Group 2 (full-time, first-time degree/certificate-seeking undergraduates), this comparison chart seeks to help institutions check their reported data. Assuming that the information on Groups 1 and 2 is correct, then the calculated fields for 'All Other Undergraduates' should be the balance (Group 1 minus Group 2). If the balance does not check with your institution's calculations, please correct your reported numbers for Groups 1 and 2 before moving forward with the completion of the SFA survey component.

Note:

- Data for the 'All Other Undergraduates' will appear in the IPEDS Data Center for data users, but not in College Navigator.

		Number of students	Pell grants	Federal Student Loans
01	Group 1 (all undergraduates)	4,385		
02	Number of students who were awarded aid		1,555	1,783
03	Percentage who were awarded aid		35	41
04	Total amount of aid awarded		6,673,053	10,268,745
05	Average amount of aid awarded		4,291	5,759
06	Group 2 (Full-time, first-time undergraduates)	815		
07	Number of students who were awarded aid		311	364
08	Percentage who were awarded aid		38	45
09	Total amount of aid awarded		1,401,248	1,754,688
10	Average amount of aid awarded		4,506	4,821
11	All other undergraduates (Line 01 - Line 06)	3,570		
12	Number of students who were awarded aid (Line 02 - Line 07)		1,244	1,419
13	Percentage who were awarded aid (Line 12 / Line 11)		35	40
14	Total amount of aid awarded (Line 04 - Line 09)		5,271,805	8,514,057
15	Average amount of aid awarded (Line 14 / Line 12)		4,238	6,000

Institution: University of Nebraska at Kearney (181215)

User ID: P1812153

## Section 1: Cost of Attendance

## Cost of attendance for full-time, first-time undergraduate students

## Reporting Reminders:

- Please enter the amounts requested below. These data will be made available to the public on College Navigator. If your institution participates in any Title IV programs (Pell, Stafford, etc.), you must complete all information.
- **Estimates of expenses for books and supplies, room and board, and other expenses are those from the Cost of Attendance report used by the financial aid office in determining financial need. Please talk to your financial aid office to get these numbers to ensure that you are reporting correctly.**
- **These numbers are carried forward from Institutional Characteristics and should only be changed if an error was made in the reporting.**

Charges for full academic year	2018-19	2019-20	2020-21
<b>Published tuition and required fees:</b>			
<b><u>In-district</u></b>			
Tuition	5,898	6,124	6,292
Required fees	1,614	1,628	1,670
Tuition + fees total	7,512	7,752	7,962
<b><u>In-state</u></b>			
Tuition	5,898	6,124	6,292
Required fees	1,614	1,628	1,670
Tuition + fees total	7,512	7,752	7,962
<b><u>Out-of-state</u></b>			
Tuition	12,090	12,220	12,498
Required fees	1,652	1,634	1,666
Tuition + fees total	13,742	13,854	14,164
<b><u>Books and supplies</u></b>			
	928	952	700
<b><u>On-campus:</u></b>			
Room and board	10,208	10,452	10,776
Other expenses	4,392	4,496	4,640
Room and board and other expenses	14,600	14,948	15,416
<b><u>Off-campus (not with family):</u></b>			
Room and board	10,208	10,452	10,776
Other expenses	4,392	4,496	4,640
Room and board and other expenses	14,600	14,948	15,416
<b><u>Off-campus (with family):</u></b>			
Other expenses	4,392	4,496	4,640



Institution: University of Nebraska at Kearney (181215)

User ID: P1812153

Section 1: Part D

Part D - Enter Information about Group 3


Reporting Reminders:

- Group 3 students are all full-time, first-time degree/certificate-seeking undergraduate students enrolled in Fall 2020 who paid the in-state or in-district tuition rate and who were awarded grant or scholarship aid from the following sources: the federal government, state/local government, or the institution. The information you report in this part will be used in Part F to calculate average institutional net price.
- For this part, report:

For These Students	The Following Type(s) of Aid	Awarded in This Period
<ul style="list-style-type: none"> <li>• Full-time, first-time degree/certificate-seeking undergraduate students enrolled in Fall 2020 who paid the in-state or in-district tuition rate and who were awarded grant or scholarship aid from the following sources: the federal government, state/local government, or the institution</li> <li>• Do <b>not</b> include students who were awarded only grant or scholarship aid from private or other sources, or students who were awarded only non-grant aid</li> </ul>	<ul style="list-style-type: none"> <li>• Grant or scholarship aid from:                             <ul style="list-style-type: none"> <li>◦ federal government</li> <li>◦ state/local government</li> <li>◦ the institution</li> </ul> </li> <li>• Do <b>not</b> include grant or scholarship aid from private or other sources</li> </ul>	<ul style="list-style-type: none"> <li>• Any time during academic year 2020-21</li> </ul>

- In the fields below, report the number of Group 3 students with each type of living arrangement and the total amount of grant or scholarship aid from the federal government, state/local government, or the institution awarded to these students.

Information from Part A:		YOUR PRIOR YEAR DATA 2018-2019	YOUR PRIOR YEAR DATA 2019-2020	2020-2021
<b>Group 3</b> Full-time, first-time degree/certificate-seeking undergraduate students who paid the in-state or in-district tuition rate and who were awarded grant or scholarship aid from the following sources: the federal government, state/local government, or the institution (This number is carried forward from Part A, Line 03)		726	595	602
01	Report the number of Group 3 students with the following living arrangements:	YOUR PRIOR YEAR DATA	YOUR PRIOR YEAR DATA	
		2018-19	2019-20	2020-21
01a	On-campus	641	522	506
01b	Off-campus (with family)	16	15	33
01c	Off-campus (not with family)	29	35	32
01d	Unknown (calculated) This value is calculated using the following formula: [A03-(D01a+D01b+D01c)]	40	23	31
02	Report the total amount of grant or scholarship aid from the federal government, state/local government, or the institution awarded to Group 3 students	5,017,750	4,051,012	4,227,147
03	Average grant or scholarship aid from the federal government, state/local government, or the institution awarded to Group 3 students (calculated value). This value is calculated using the following formula: [D02/A03]	6,912	6,808	7,022

 The notes below provide context for the data you've reported above and **may** be posted on the College Navigator website. Choose one option that best explains your data or choose "Non-applicable" if you do not wish to provide context notes. If none of the options provided explain your institution's data, then choose "Other" and write your own context notes. Therefore, you should write all context notes using proper grammar (e.g., complete sentences with punctuation) and common language that can be easily understood by students and parents (e.g., spell out acronyms).

Non-applicable ▼

Institution: University of Nebraska at Kearney (181215)

User ID: P1812153

Section 1: Part E

Part E – Enter Information about Group 4

Reporting Reminders:

- Part E includes financial aid information about Group 4, undergraduate students enrolled in Fall 2020 who paid the in-state or in-district tuition rate and who were awarded any Title IV federal student aid, including federal grants or federal student loans. The information you report in this part will be used in Part G to calculate average institutional net price by income level.
- For this part, report:

For These Students	The Following Type(s) of Aid	Awarded in This Period
<ul style="list-style-type: none"> <li>• Full-time, first-time degree/certificate-seeking undergraduate students enrolled in Fall 2020 who paid the in-state or in-district tuition rate and who were awarded any Title IV federal student aid</li> </ul>	<ul style="list-style-type: none"> <li>• Grant or scholarship aid from:                             <ul style="list-style-type: none"> <li>◦ federal government</li> <li>◦ state/local government</li> <li>◦ the institution</li> </ul> </li> <li>• Do <b>not</b> include:                             <ul style="list-style-type: none"> <li>◦ grant or scholarship aid from private or other sources</li> <li>◦ loan amounts</li> <li>◦ Federal Work Study amounts</li> </ul> </li> </ul>	<ul style="list-style-type: none"> <li>• Any time during academic year 2020-21</li> </ul>

- In the fields below, report the number of Group 4 students with each type of living arrangement and the total amount of grant or scholarship aid from the federal government, state/local government, or the institution awarded to these students by income level.

Information from Part A:		2018-19	2019-20	2020-21
<b>Group 4</b> Full-time, first-time degree/certificate-seeking undergraduate students who paid the in-state or in-district tuition rate and who were awarded any Title IV federal student aid (This number is carried forward from Part A, Line 04)		611	533	496
01	Report the number of Group 4 students with the following living arrangements:	YOUR PRIOR YEAR DATA	YOUR PRIOR YEAR DATA	
		2018-19	2019-20	2020-21
01a	On-campus	577	487	435
01b	Off-campus (with family)	14	17	33
01c	Off-campus (not with family)	20	29	28
01d	Unknown (calculated) This value is calculated using the formula: [A04-(E01a+E01b+E01c)]	0	0	0

		Number of students who were awarded any Title IV aid (Group 4)	Of those in Column 1, the number who were awarded any grant or scholarship aid from the following sources: the federal government, state/local government, or the institution	Of those in Column 1, the total amount of grant or scholarship aid awarded from the following sources: the federal government, state/local government, or the institution	<b>i</b> Average amount of federal, state/local, and institutional grant or scholarship aid awarded to Group 4 students
2018-19					
		Col. 1	Col. 2	Col. 3	Col. 4
02	Income level				
02a	\$0-30,000	112	112	1,089,576	9,728
02b	\$30,001-48,000	116	116	1,089,144	9,389
02c	\$48,001-75,000	150	146	1,119,380	7,463
02d	\$75,001-110,000	135	119	558,452	4,137
02e	\$110,001 and more	98	68	291,511	2,975
02f	Total all income levels	611	561	4,148,063	6,789

2019-20					
		Col. 1	Col. 2	Col. 3	Col. 4

03 Income level							
03a	\$0-30,000		<input type="text" value="108"/>		<input type="text" value="108"/>	<input type="text" value="997,055"/>	<input checked="" type="checkbox"/> 9,232
03b	\$30,001-48,000		<input type="text" value="87"/>		<input type="text" value="86"/>	<input type="text" value="809,204"/>	9,301
03c	\$48,001-75,000		<input type="text" value="105"/>		<input type="text" value="102"/>	<input type="text" value="735,859"/>	7,008
03d	\$75,001-110,000		<input type="text" value="135"/>		<input type="text" value="105"/>	<input type="text" value="520,512"/>	3,856
03e	\$110,001 and more		<input type="text" value="98"/>		<input type="text" value="58"/>	<input type="text" value="252,597"/>	2,578
03f	Total all income levels		533		459	3,315,227	6,220

2020-21							
		Col. 1	Col. 2	Col. 3	Col. 4		
04  Income level							
04a	\$0-30,000		<input type="text" value="121"/>		<input type="text" value="121"/>	<input type="text" value="1,127,974"/>	9,322
04b	\$30,001-48,000		<input type="text" value="76"/>		<input type="text" value="76"/>	<input type="text" value="707,032"/>	9,303
04c	\$48,001-75,000		<input type="text" value="90"/>		<input type="text" value="89"/>	<input type="text" value="672,064"/>	7,467
04d	\$75,001-110,000		<input type="text" value="115"/>		<input type="text" value="97"/>	<input type="text" value="596,555"/>	5,187
04e	\$110,001 and more		<input type="text" value="94"/>		<input type="text" value="61"/>	<input type="text" value="244,619"/>	2,602
04f	Total all income levels		496		444	3,348,244	6,750

The notes below provide context for the data you've reported above and **may** be posted on the College Navigator website. Choose one option that best explains your data or choose "Non-applicable" if you do not wish to provide context notes. If none of the options provided explain your institution's data, then choose "Other" and write your own context notes. Therefore, you should write all context notes using proper grammar (e.g., complete sentences with punctuation) and common language that can be easily understood by students and parents (e.g., spell out acronyms).

Non-applicable

Institution: University of Nebraska at Kearney (181215)

User ID: P1812153

Section 1: Part F


Part F – Net Price Calculation for Group 3

Note:

- The following net price calculation is based on information that your institution reported in the Institutional Characteristics component and the Student Financial Aid component. For more information about the data your institution reported in the Institutional Characteristics component, please contact your institution's IPEDS Keyholder.

Components of cost of attendance		YOUR PRIOR YEAR DATA	YOUR PRIOR YEAR DATA	2020-21
		2018-19	2019-20	
01	Published <u>tuition</u> and <u>required fees</u> (lower of in-district or in-state)	7,512	7,752	7,962
02	<u>Books and supplies</u>	928	952	700
03	<u>Room and board</u> and <u>other expenses</u> by living arrangement			
	03a <u>On-campus</u>	14,600	14,948	15,416
	03b <u>Off-campus (with family)</u>	4,392	4,496	4,640
	03c <u>Off-campus (not with family)</u>	14,600	14,948	15,416
04	Number of Group 3 students by living arrangement			
	04a <u>On-campus</u>	641	522	506
	04b <u>Off-campus (with family)</u>	16	15	33
	04c <u>Off-campus (not with family)</u>	29	35	32
	04d Unknown	40	23	31
05	Weighted average for room and board and other expenses by living arrangement (excluding unknown values) See instructions for the formula for this calculation	14,362	14,674	14,793
06	Total cost of attendance This value is calculated using the following formula: [F01+F02+F05]	22,802	23,378	23,455
07	Average amount of grant or scholarship aid awarded to Group 3 students from the following sources: the federal government, state/local government, and the institution	6,912	6,808	7,022
08	Average institutional <u>net price</u> for Group 3 students This value is calculated using the following formula: [F06-F07]	15,890	16,570	16,433

As required by the *Higher Education Act, as amended (2008)*, these amounts will be posted on the U.S. Department of Education's College Navigator website and used in the U.S. Department of Education's College Affordability and Transparency Lists.

 The notes below provide context for the data you've reported above and **may** be posted on the College Navigator website. Choose one option that best explains your data or choose "Non-applicable" if you do not wish to provide context notes. If none of the options provided explain your institution's data, then choose "Other" and write your own context notes. Therefore, you should write all context notes using proper grammar (e.g., complete sentences with punctuation) and common language that can be easily understood by students and parents (e.g., spell out acronyms).

Non-applicable ▼

Institution: University of Nebraska at Kearney (181215)

User ID: P1812153

Section 1: Part G


Part G – Net Price Calculation for Group 4

Note:

- The following net price calculation is based on information that your institution reported in the Institutional Characteristics component and the Student Financial Aid component. For more information about the data your institution reported in the Institutional Characteristics component, please contact your institution's IPEDS Keyholder.

Components of cost of attendance		YOUR PRIOR YEAR DATA	YOUR PRIOR YEAR DATA	2020-21
		2018-19	2019-20	
01	Published <u>tuition</u> and <u>required fees</u> (lower of in-district or in-state)	7,512	7,752	7,962
02	<u>Books and supplies</u>	928	952	700
03	<u>Room and board</u> and <u>other expenses</u> by living arrangement			
	03a <u>On-campus</u>	14,600	14,948	15,416
	03b <u>Off-campus (with family)</u>	4,392	4,496	4,640
	03c <u>Off-campus (not with family)</u>	14,600	14,948	15,416
04	Number of Group 4 students by living arrangement			
	04a <u>On-campus</u>	577	487	435
	04b <u>Off-campus (with family)</u>	14	17	33
	04c <u>Off-campus (not with family)</u>	20	29	28
	04d Unknown	0	0	0
05	Weighted average for room and board and other expenses by living arrangement (excluding unknown values) See instructions for the formula for this calculation	14,366	14,615	14,699
06	Total cost of attendance by income level This value is calculated using the following formula: [G01+G02+G05]	22,806	23,319	23,361
07	Average amount of grant or scholarship aid awarded to Group 4 students from the following sources: the federal government, state/local government, and the institution	6,789	6,220	6,750
	07a \$0-30,000	9,728	9,232	9,322
	07b \$30,001-48,000	9,389	9,301	9,303
	07c \$48,001-75,000	7,463	7,008	7,467
	07d \$75,001-110,000	4,137	3,856	5,187
	07e \$110,001 and more	2,975	2,578	2,602
08	Average institutional <u>net price</u> for Group 4 students This value is calculated using the following formula: [G06-G07]			
	08a \$0-30,000	13,078	14,087	14,039
	08b \$30,001-48,000	13,417	14,018	14,058
	08c \$48,001-75,000	15,343	16,311	15,894
	08d \$75,001-110,000	18,669	19,463	18,174
	08e \$110,001 and more	19,831	20,741	20,759

As required by the *Higher Education Act, as amended (2008)*, these amounts will be posted on the U.S. Department of Education's College Navigator website.

 The notes below provide context for the data you've reported above and **may** be posted on the College Navigator website. Choose one option that best explains your data or choose "Non-applicable" if you do not wish to provide context notes. If none of the options provided explain your institution's data, then choose "Other" and write your own context notes. Therefore, you should write all context notes using proper grammar (e.g., complete sentences with punctuation) and common language that can be easily understood by students and parents (e.g., spell out acronyms).

Non-applicable 



Institution: University of Nebraska at Kearney (181215)

User ID: P1812153

Section 2: Military Servicemembers and Veteran's Benefits - Undergraduate and Graduate

Section 2: Military Servicemembers and Veteran's Benefits

Important Note:

- Report for **Post-9/11 GI Bill Benefits**: July 1, 2020 - June 30, 2021.
- Report for **Department of Defense Tuition Assistance Program**: October 1, 2020 - September 30, 2021

Reporting Reminders:

- Report the total number of student recipients and the total dollar amounts for each program.
- Student recipients can also include eligible dependents.
- Consult with your campus certifying official, who may not be in the student financial aid office.
- For Post-9/11 GI Bill Benefits, do not include the matching institutional aid provided through the Yellow Ribbon Program if your school participated.
- Information reported to IPEDS is only what is known to the institution.
- Enter zero (0) if your institution did not have beneficiaries for that student level or program. Please do not leave a cell blank.

Type of benefit/assistance	Number of students receiving benefits/assistance	Total dollar amount of benefits/assistance disbursed through the institution	Average dollar amount of benefits/assistance disbursed through the institution	YOUR PRIOR YEAR DATA
				Average dollar amount of benefits/assistance disbursed through the institution
<u>Post-9/11 GI Bill Benefits</u>				
Undergraduate students	<input type="text" value="49"/>	<input type="text" value="279,712"/>	5,708	5,151
Graduate students	<input type="text" value="24"/>	<input type="text" value="105,076"/>	4,378	2,724
Total	73	384,788	5,271	4,433

<u>Department of Defense Tuition Assistance Program</u>				
Undergraduate students	<input type="text" value="31"/>	<input type="text" value="85,463"/>	2,757	2,954
Graduate students	<input type="text" value="13"/>	<input type="text" value="23,000"/>	1,769	1,538
Total	44	108,463	2,465	2,457

Institution: University of Nebraska at Kearney (181215)

User ID: P1812153

Prepared by

Prepared by

Reporting Reminders:

- The name of the preparer is being collected so that we can follow up with the appropriate person in the event that there are questions concerning the data.
- The Keyholder will be copied on all email correspondence to other preparers.
- The time it took to prepare this component is being collected so that we can continue to improve our estimate of the reporting burden associated with IPEDS.
- Please include in your estimate the time it took for you to review instructions, query and search data sources, complete and review the component, and submit the data through the Data Collection System.
- Thank you for your assistance.

This survey component was prepared by:

<input type="radio"/>	Keyholder	<input type="radio"/>	SFA Contact	<input type="radio"/>	HR Contact
<input type="radio"/>	Finance Contact	<input type="radio"/>	Academic Library Contact	<input checked="" type="radio"/>	Other

Name:

Email:

How many staff from your institution only were involved in the data collection and reporting process of this survey component?

Number of Staff (including yourself)

How many hours did you and others from your institution only spend on each of the steps below when responding to this survey component?  
 Exclude the hours spent collecting data for state and other reporting purposes.

Staff member	Collecting Data Needed	Revising Data to Match IPEDS Requirements	Entering Data	Revising and Locking Data
Your office	<input type="text" value="1.00"/> hours	<input type="text" value="16.00"/> hours	<input type="text" value="1.00"/> hours	<input type="text" value="16.00"/> hours
Other offices	<input type="text"/> hours	<input type="text"/> hours	<input type="text"/> hours	<input type="text"/> hours



Institution: University of Nebraska at Kearney (181215)

User ID: P1812153

## Summary

**IPEDS Student Financial Aid (SFA) Survey Summary**

IPEDS collects important information regarding your institution. All data reported in IPEDS survey components become available in the IPEDS Data Center and appear as aggregated data in various Department of Education reports. Additionally, some of the reported data appears specifically for your institution through the College Navigator website and is included in your institution's Data Feedback Report (DFR). The purpose of this summary is to provide you an opportunity to view some of the data that, when accepted through the IPEDS quality control process, will appear on the College Navigator website and/or your DFR. College Navigator is updated approximately three months after the data collection period closes and Data Feedback Reports will be available through the [Data Center](#) and sent to your institution's CEO in November 2021.

Please review your data for accuracy. If you have questions about the data displayed below after reviewing the data reported on the survey screens, please contact the IPEDS Help Desk at: 1-877-225-2568 or [ipedshelp@rti.org](mailto:ipedshelp@rti.org).

Total grant aid awarded to all undergraduate students		\$34,183,174
Number of undergraduate students who were awarded a Pell Grant		1,555
Percentage of FTFT students who were awarded any financial aid		95%
	Percentage of FTFT students who were awarded grant aid by type	Average amount of grant aid awarded by type
Total	85%	\$7,441
Federal Government	56%	\$3,774
Pell	38%	\$4,506
Other Federal	52%	\$790
State/Local Government	14%	\$2,485
Institutional	74%	\$5,219
	Percentage of FTFT students who were awarded and accepted loans by type	Average amount of loans awarded and accepted by type
Total	45%	\$5,904
Federal	45%	\$4,821
Non-federal	5%	\$9,368
Average net price for FTFT students who were awarded grant aid		\$16,433
Average net price for FTFT students who were awarded Title IV federal student aid		
\$0 – 30,000		\$14,039
\$30,001 – 48,000		\$14,058
\$48,001 – 75,000		\$15,894
\$75,001 – 110,000		\$18,174
\$110,001 and more		\$20,759

<b>Military Service members and Veteran's Benefits</b>			
		Number of students receiving benefits/assistance	Total dollar amount of benefits/assistance awarded through the institution
<b>Post-9/11 GI Bill Benefits</b>			
	Undergraduate students	49	\$279,712
	Graduate students	24	\$105,076
	Total	73	\$384,788
<b>Department of Defense Tuition Assistance Program</b>			
	Undergraduate students	31	\$85,463
	Graduate students	13	\$23,000
	Total	44	\$108,463

Edit Report

Student Financial Aid

Source	Description	Severity	Resolved	Options
<b>Screen: Part C, Page 2 - Enter Information about Group 2</b>				
Screen Entry	The average amount of this type of aid awarded to Group 2 students is outside the expected range of between 9,634 and 10,998 when compared with the prior year value. Please check the number of students and the total amount of aid awarded to these students, and correct or explain the discrepant values. (Error #7147)	Explanation	Yes	
Reason	Due to the pandemic and HEERF funding distributed to UNK students the need for borrowing decreased.			
<b>Screen: Part E - Enter Information about Group 4</b>				
Screen Entry	The calculated average amount of grant or scholarship aid awarded to Group 4 students from the federal government, state/local government, or the institution for this income level is smaller than expected in comparison with the other income levels. Please check the values reported for the number of these students who were awarded any Title IV aid (Col. 1) and the total amount of grant or scholarship aid awarded to them (Col. 3) and correct your data or explain the discrepancy. (Error #7317) <i>This edit and explanation were retained from the prior year (for reference) and do not need to be re-explained in the current year edit report.</i>	Explanation	Yes	
Reason	2019-2020 average of grant or scholarship aid for income levels 0 to \$30,000 is less than that for income level \$30,001-\$48,000.			