

Institution: University of Nebraska at Kearney (181215) User ID: P1812152

Completions Overview

Welcome to the IPEDS Completions survey component. The Completions component is one of several IPEDS components that is conducted during the Fall data collection period. It collects the number of degrees and certificates awarded by field of study, level of award, race/ethnicity, and gender. The reporting period for the Completions component is during the 12-month time period beginning July 1 of the previous calendar year and ending June 30 of the current calendar year; therefore, for this year's Completions component, the reporting period is between July 1, 2014 and June 30, 2015. The Completions component is also collecting the number of students (e.g., completers) who earned awards between July 1, 2014 and June 30, 2015.

Completions Common Errors

Some common completions component errors include the following:

- Including award levels on your current year Completions that were not reported on your previous year's (PY) Institutional Characteristics (IC). [Award levels in the PY IC component cannot be changed; therefore, contact the IPEDS Help Desk at 1-877-225-2568 if you need assistance.]
- Forgetting to select CIP codes for new programs of study that are offered by the institution, but do not have completions for the reporting period.
- Forgetting to enter in zero in at least one of the cells for CIP codes that do not have completions.

Recent Changes

- The following question on **distance education** has been added to the bottom of each individual "CIP Data" screen:
"Is this program offered as a distance education program?"
- The following two screens, which collect data specifically on students were added to this component, beginning in the 2013-14 survey year:
 - **"All Completers"** - Collects the number of students who earned an award between July 1, 2014 and June 30, 2015 by gender and race/ethnicity. (The intent of this screen is to collect an **unduplicated count** of total numbers of completers.)
 - **"Completers by Level"** - Collects the number of students who earned an award between July 1, 2014 and June 30, 2015 by award level and 1) by gender; 2) by race/ethnicity; and 3) by age.
- The definition for Post-baccalaureate Certificate has changed slightly for the 2015-16 collection. The new definition is as follows: **An award that requires completion of an organized program of study beyond the bachelor's. It is designed for persons who have completed a baccalaureate degree, but does not meet the requirements of a master's degree.**

NOTE: Even though Teacher Preparation certificate programs may require a bachelor's degree for admission, they are considered sub-baccalaureate undergraduate programs, and students in these programs are undergraduate students.

General Information

CIP Codes:

The [CIP 2010 Website](#) includes a list of new CIP codes, a list of deleted CIP codes, a list of moved CIP Codes, and an online crosswalk of the 2000 CIP and 2010 CIP.

The Resources Page of the CIP 2010 website contains many valuable resources including:

- CIP 2010 Manual and copies of previous editions of the CIP Manual
- Crosswalk between the 2000 CIP codes and the 2010 CIP codes in Excel format

Keep in mind that some information provided by institutions on the Completions component appear in the [College Navigator](#), which is a major tool used by consumers searching for information about postsecondary education. It is therefore vitally important that you include accurate information about your institution.

Survey materials can be downloaded using the following link: [Survey Materials](#).

The prior year revision system can be accessed using the following link: [Prior Year Revision System](#)

Completions CIP Data

CIPCODE	Award Level	Major	Gender	Non Resident Alien	Hispanic / Latino	American Indian or Alaska Native	Asian	Black or African American	Native Hawaiian or Other Pacific Islander	White	Two or more Races	Race/ ethnicity unknown	Total	distance education program
01.0101 Agricultural Business and Management, General	5 - Bachelor's degree	1	Men	0	0	0	0	0	0	13	0	0	13	
			Women	0	0	0	0	0	0	5	0	0	5	
			Total	0	0	0	0	0	0	18	0	0	18	No
01.0101 Agricultural Business and Management, General	5 - Bachelor's degree	2	Men	0	0	0	0	0	0	1	0	0	1	
			Women	0	0	0	0	0	0	0	0	0	0	
			Total	0	0	0	0	0	0	1	0	0	1	No
09.0499 Journalism, Other	5 - Bachelor's degree	1	Men	0	1	0	0	0	0	3	0	0	4	
			Women	0	1	0	0	0	0	6	0	0	7	
			Total	0	2	0	0	0	0	9	0	0	11	No
09.0499 Journalism, Other	5 - Bachelor's degree	2	Men	0	0	0	0	0	0	0	0	0	0	
			Women	0	0	0	0	0	0	0	0	0	0	
			Total	0	0	0	0	0	0	0	0	0	0	No
11.0101 Computer and Information Sciences, General	5 - Bachelor's degree	1	Men	2	0	0	1	0	0	9	0	0	12	
			Women	0	1	0	0	0	0	0	0	0	1	
			Total	2	1	0	1	0	0	9	0	0	13	No
11.0101 Computer and Information Sciences, General	5 - Bachelor's degree	2	Men	0	0	0	1	0	0	0	0	0	1	
			Women	0	0	0	0	0	0	0	0	0	0	
			Total	0	0	0	1	0	0	0	0	0	1	No
13.0301 Curriculum and Instruction	7 - Master's degree	1	Men	1	0	0	0	0	0	2	0	0	3	
			Women	0	3	0	0	0	0	28	0	0	31	
			Total	1	3	0	0	0	0	30	0	0	34	Yes
13.0401 Educational Leadership and Administration, General	7 - Master's degree	1	Men	0	0	0	0	0	0	26	0	0	26	
			Women	0	0	0	0	0	0	20	0	0	20	
			Total	0	0	0	0	0	0	46	0	0	46	Yes
13.0401 Educational Leadership and Administration, General	8 - Post-Master's certificates	1	Men	0	0	0	0	0	0	8	0	0	8	
			Women	0	0	0	0	0	0	1	0	0	1	
			Total	0	0	0	0	0	0	9	0	0	9	Yes
13.1001 Special Education and Teaching, General	5 - Bachelor's degree	1	Men	0	0	0	0	0	0	2	0	0	2	
			Women	0	0	0	0	0	0	7	0	0	7	
			Total	0	0	0	0	0	0	9	0	0	9	No
13.1001 Special Education and Teaching, General	7 - Master's degree	1	Men	0	0	0	0	0	0	3	0	0	3	
			Women	0	0	0	0	0	0	19	0	0	19	
			Total	0	0	0	0	0	0	22	0	0	22	Yes
13.1001 Special Education and Teaching, General	5 - Bachelor's degree	2	Men	0	0	0	0	0	0	1	0	0	1	
			Women	0	0	0	0	0	0	21	0	0	21	
			Total	0	0	0	0	0	0	22	0	0	22	No
13.1101 Counselor Education/School Counseling and Guidance Services	7 - Master's degree	1	Men	0	0	0	0	0	0	2	0	0	2	
			Women	0	2	0	0	0	0	19	0	0	21	
			Total	0	2	0	0	0	0	21	0	0	23	No
13.1101 Counselor Education/School Counseling and Guidance Services	8 - Post-Master's certificates	1	Men	0	0	0	0	0	0	0	0	0	0	
			Women	0	1	0	0	0	0	7	0	0	8	
			Total	0	1	0	0	0	0	7	0	0	8	No

CIPCODE	Award Level	Major	Gender	Non Resident Alien	Hispanic / Latino	American Indian or Alaska Native	Asian	Black or African American	Native Hawaiian or Other Pacific Islander	White	Two or more Races	Race/ ethnicity unknown	Total	distance education program	
French Language and Literature	5 - Bachelor's degree		Women	0	0	0	0	0	0	0	0	0	0		
			Total	0	0	0	0	0	0	0	0	0	0	No	
16.0901 French Language and Literature	7 - Master's degree	1	Men	0	0	0	0	0	0	0	0	0	0		
			Women	0	0	0	0	0	0	0	0	0	0		
			Total	0	0	0	0	0	0	0	0	0	0	No	
16.0901 French Language and Literature	5 - Bachelor's degree	2	Men	0	1	0	0	0	0	0	0	0	0	1	
			Women	0	0	0	0	0	0	0	0	0	0	0	
			Total	0	1	0	0	0	0	0	0	0	0	0	1
16.0905 Spanish Language and Literature	5 - Bachelor's degree	1	Men	0	2	0	0	0	0	0	0	0	0	2	
			Women	1	6	0	0	0	0	7	0	0	0	14	
			Total	1	8	0	0	0	0	7	0	0	0	16	No
16.0905 Spanish Language and Literature	7 - Master's degree	1	Men	0	0	0	0	0	0	0	0	0	0	0	
			Women	2	0	0	0	0	0	3	0	1	0	6	
			Total	2	0	0	0	0	0	3	0	1	0	6	No
16.0905 Spanish Language and Literature	5 - Bachelor's degree	2	Men	0	1	0	0	0	0	1	0	0	0	2	
			Women	0	3	0	0	0	0	8	0	0	0	11	
			Total	0	4	0	0	0	0	9	0	0	0	13	No
19.0499 Family and Consumer Economics and Related Services, Other	5 - Bachelor's degree	1	Men	0	0	0	0	1	0	0	0	0	0	1	
			Women	0	1	0	0	1	0	21	0	1	0	24	
			Total	0	1	0	0	2	0	21	0	1	0	25	No
19.0499 Family and Consumer Economics and Related Services, Other	5 - Bachelor's degree	2	Men	0	0	0	0	0	0	0	0	0	0	0	
			Women	0	0	0	0	0	0	0	0	0	0	0	
			Total	0	0	0	0	0	0	0	0	0	0	0	No
23.0101 English Language and Literature, General	5 - Bachelor's degree	1	Men	0	0	0	0	1	0	6	0	0	0	7	
			Women	0	1	0	0	0	0	18	0	0	0	19	
			Total	0	1	0	0	1	0	24	0	0	0	26	No
23.0101 English Language and Literature, General	7 - Master's degree	1	Men	0	0	0	0	0	0	4	0	0	0	4	
			Women	0	0	0	0	1	0	3	0	0	0	4	
			Total	0	0	0	0	1	0	7	0	0	0	8	No
23.0101 English Language and Literature, General	5 - Bachelor's degree	2	Men	0	0	0	0	0	0	0	0	0	0	0	
			Women	0	0	0	0	0	0	3	0	0	0	3	
			Total	0	0	0	0	0	0	3	0	0	0	3	No
23.1304 Rhetoric and Composition	5 - Bachelor's degree	1	Men	2	0	0	0	1	0	5	0	2	0	10	
			Women	0	1	0	0	0	0	9	0	0	0	10	
			Total	2	1	0	0	1	0	14	0	2	0	20	Yes
23.1304 Rhetoric and Composition	7 - Master's degree	1	Men	0	0	0	0	0	0	0	0	0	0	0	
			Women	0	0	0	0	0	0	0	0	0	0	0	
			Total	0	0	0	0	0	0	0	0	0	0	0	No
23.1304 Rhetoric and Composition	5 - Bachelor's degree	2	Men	0	0	0	0	0	0	0	0	0	0	0	
			Women	0	0	0	0	0	0	0	0	0	0	0	
			Total	0	0	0	0	0	0	0	0	0	0	0	Yes
24.0102 General Studies	5 - Bachelor's degree	1	Men	0	0	0	0	0	0	5	0	0	0	5	
			Women	0	0	0	0	0	0	5	0	0	0	5	
			Total	0	0	0	0	0	0	10	0	0	0	10	No

CIPCODE	Award Level	Major	Gender	Non Resident Alien	Hispanic / Latino	American Indian or Alaska Native	Asian	Black or African American	Native Hawaiian or Other Pacific Islander	White	Two or more Races	Race/ ethnicity unknown	Total	distance education program	
26.0101 Biology/Biological Sciences, General	5 - Bachelor's degree	1	Men	0	0	0	0	0	0	16	0	0	16		
			Women	0	0	0	0	0	0	11	0	0	11		
			Total	0	0	0	0	0	0	27	0	0	27	No	
26.0101 Biology/Biological Sciences, General	7 - Master's degree	1	Men	0	0	0	1	0	0	21	1	2	25		
			Women	2	1	0	1	0	0	32	2	2	40		
			Total	2	1	0	2	0	0	53	3	4	65	Yes	
26.0101 Biology/Biological Sciences, General	5 - Bachelor's degree	2	Men	0	1	0	0	0	0	0	0	0	1		
			Women	0	0	0	0	0	0	0	0	0	0	0	
			Total	0	1	0	0	0	0	0	0	0	0	1	No
27.0101 Mathematics, General	5 - Bachelor's degree	1	Men	0	1	0	0	0	0	4	0	0	5		
			Women	1	0	0	0	0	0	6	0	0	7		
			Total	1	1	0	0	0	0	10	0	0	12	No	
27.0101 Mathematics, General	7 - Master's degree	1	Men	0	0	0	0	0	0	0	0	0	0		
			Women	0	0	0	0	0	0	0	0	0	0	0	
			Total	0	0	0	0	0	0	0	0	0	0	0	No
27.0101 Mathematics, General	5 - Bachelor's degree	2	Men	0	0	0	0	0	0	0	0	0	0		
			Women	1	0	0	0	0	0	1	0	0	2		
			Total	1	0	0	0	0	0	1	0	0	2	No	
31.0101 Parks, Recreation and Leisure Studies	5 - Bachelor's degree	1	Men	2	1	0	0	0	0	24	0	0	27		
			Women	2	0	0	0	1	0	36	0	0	39		
			Total	4	1	0	0	1	0	60	0	0	66	No	
31.0101 Parks, Recreation and Leisure Studies	5 - Bachelor's degree	2	Men	0	0	0	0	0	0	1	0	0	1		
			Women	0	0	0	0	0	0	0	0	0	0	0	
			Total	0	0	0	0	0	0	1	0	0	1	No	
31.0504 Sport and Fitness Administration/Management	5 - Bachelor's degree	1	Men	0	1	0	0	1	0	13	0	1	16		
			Women	0	0	0	0	1	0	5	1	0	7		
			Total	0	1	0	0	2	0	18	1	1	23	No	
31.0504 Sport and Fitness Administration/Management	5 - Bachelor's degree	2	Men	0	0	0	0	0	0	0	0	0	0		
			Women	0	0	0	0	0	0	1	0	0	1		
			Total	0	0	0	0	0	0	1	0	0	1	No	
38.0101 Philosophy	5 - Bachelor's degree	1	Men	0	0	0	0	0	0	0	0	0	0		
			Women	0	0	0	0	0	0	0	0	0	0	0	
			Total	0	0	0	0	0	0	0	0	0	0	0	No
38.0101 Philosophy	5 - Bachelor's degree	2	Men	0	0	0	0	0	0	0	0	0	0		
			Women	0	0	0	0	0	0	1	0	0	1		
			Total	0	0	0	0	0	0	1	0	0	1	No	
40.0501 Chemistry, General	5 - Bachelor's degree	1	Men	1	0	0	0	0	0	3	0	0	4		
			Women	1	0	0	0	0	0	4	0	0	5		
			Total	2	0	0	0	0	0	7	0	0	9	No	
40.0501 Chemistry, General	5 - Bachelor's degree	2	Men	0	0	0	0	0	0	2	0	0	2		
			Women	0	0	0	0	0	0	0	0	0	0	0	
			Total	0	0	0	0	0	0	2	0	0	2	No	
40.0801 Physics, General	5 - Bachelor's degree	1	Men	0	0	0	0	0	0	3	0	0	3		
			Women	1	0	0	0	0	0	3	0	0	4		
			Total	1	0	0	0	0	0	6	0	0	7	No	
42.0101		1	Men	0	3	0	0	0	0	12	1	0	16		

CIPCODE	Award Level	Major	Gender	Non Resident Alien	Hispanic / Latino	American Indian or Alaska Native	Asian	Black or African American	Native Hawaiian or Other Pacific Islander	White	Two or more Races	Race/ ethnicity unknown	Total	distance education program
Psychology, General	5 - Bachelor's degree		Women	1	2	0	0	0	0	30	0	0	33	
			Total	1	5	0	0	0	0	42	1	0	49	No
42.0101 Psychology, General	5 - Bachelor's degree	2	Men	0	0	0	0	0	0	0	0	0	0	
			Women	1	0	0	0	0	0	0	0	0	1	
			Total	1	0	0	0	0	0	0	0	0	1	No
43.0104 Criminal Justice/Safety Studies	5 - Bachelor's degree	1	Men	0	4	0	0	0	0	15	0	0	19	
			Women	0	2	0	0	0	0	15	0	0	17	
			Total	0	6	0	0	0	0	30	0	0	36	Yes
43.0104 Criminal Justice/Safety Studies	5 - Bachelor's degree	2	Men	0	0	0	0	0	0	1	0	0	1	
			Women	0	0	0	0	0	0	0	0	0	0	
			Total	0	0	0	0	0	0	1	0	0	1	No
44.0701 Social Work	5 - Bachelor's degree	1	Men	0	0	0	0	0	0	1	0	0	1	
			Women	0	7	0	0	0	0	27	0	1	35	
			Total	0	7	0	0	0	0	28	0	1	36	No
45.0601 Economics, General	5 - Bachelor's degree	1	Men	0	0	0	0	0	0	0	0	0	0	
			Women	1	0	0	0	0	0	0	0	0	1	
			Total	1	0	0	0	0	0	0	0	0	1	No
45.0601 Economics, General	5 - Bachelor's degree	2	Men	0	0	0	0	0	0	0	0	0	0	
			Women	0	0	0	0	0	0	1	0	0	1	
			Total	0	0	0	0	0	0	1	0	0	1	No
45.0701 Geography	5 - Bachelor's degree	1	Men	0	0	0	0	0	0	1	0	0	1	
			Women	0	0	0	0	0	0	1	0	0	1	
			Total	0	0	0	0	0	0	2	0	0	2	No
45.0701 Geography	5 - Bachelor's degree	2	Men	0	0	0	0	0	0	1	0	0	1	
			Women	1	0	0	0	0	0	0	0	0	1	
			Total	1	0	0	0	0	0	1	0	0	2	No
45.0901 International Relations and Affairs	5 - Bachelor's degree	1	Men	1	0	0	0	0	0	0	0	0	1	
			Women	0	1	0	0	0	0	2	0	0	3	
			Total	1	1	0	0	0	0	2	0	0	4	No
45.0901 International Relations and Affairs	5 - Bachelor's degree	2	Men	0	0	0	0	0	0	0	0	0	0	
			Women	0	0	0	0	0	0	0	0	0	0	
			Total	0	0	0	0	0	0	0	0	0	0	No
45.1001 Political Science and Government, General	5 - Bachelor's degree	1	Men	0	0	0	0	0	0	5	0	0	5	
			Women	0	0	0	0	0	0	4	0	0	4	
			Total	0	0	0	0	0	0	9	0	0	9	No
45.1001 Political Science and Government, General	5 - Bachelor's degree	2	Men	0	0	0	0	0	0	0	0	0	0	
			Women	0	0	0	0	0	0	1	0	0	1	
			Total	0	0	0	0	0	0	1	0	0	1	No
45.1101 Sociology	5 - Bachelor's degree	1	Men	2	1	0	0	1	0	1	0	0	5	
			Women	0	0	0	0	0	0	5	0	0	5	
			Total	2	1	0	0	1	0	6	0	0	10	Yes
45.1101 Sociology	5 - Bachelor's degree	2	Men	0	0	0	0	0	0	0	0	0	0	
			Women	0	0	0	0	0	0	0	0	0	0	
			Total	0	0	0	0	0	0	0	0	0	0	No
50.0501	5 - Bachelor's degree	1	Men	0	0	0	0	0	0	2	0	0	2	
			Women	0	0	0	0	0	0	2	0	0	2	

CIPCODE	Award Level	Major	Gender	Non Resident Alien	Hispanic / Latino	American Indian or Alaska Native	Asian	Black or African American	Native Hawaiian or Other Pacific Islander	White	Two or more Races	Race/ ethnicity unknown	Total	distance education program	
Drama and Dramatics/Theatre Arts, General			Total	0	0	0	0	0	0	4	0	0	4	No	
50.0501 Drama and Dramatics/Theatre Arts, General	5 - Bachelor's degree	2	Men	0	0	0	0	0	0	0	0	0	0		
			Women	0	0	0	0	0	0	0	0	0	0	0	
			Total	0	0	0	0	0	0	0	0	0	0	0	No
50.0701 Art/Art Studies, General	5 - Bachelor's degree	1	Men	0	0	0	0	0	0	4	0	0	4		
			Women	0	0	0	1	0	0	18	1	1	21		
			Total	0	0	0	1	0	0	22	1	1	25	No	
50.0701 Art/Art Studies, General	7 - Master's degree	1	Men	0	0	0	0	0	0	3	0	0	3		
			Women	0	0	1	0	0	0	6	0	0	7		
			Total	0	0	1	0	0	0	9	0	0	10	Yes	
50.0701 Art/Art Studies, General	5 - Bachelor's degree	2	Men	0	0	0	0	0	0	0	0	0	0		
			Women	0	0	0	0	0	0	1	0	0	1		
			Total	0	0	0	0	0	0	1	0	0	1	No	
50.0901 Music, General	5 - Bachelor's degree	1	Men	0	0	0	1	0	0	7	0	0	8		
			Women	0	0	0	0	0	0	7	0	0	7		
			Total	0	0	0	1	0	0	14	0	0	15	No	
50.0901 Music, General	7 - Master's degree	1	Men	0	0	0	0	0	0	1	0	0	1		
			Women	0	0	0	0	0	0	2	0	0	2		
			Total	0	0	0	0	0	0	3	0	0	3	Yes	
50.0901 Music, General	5 - Bachelor's degree	2	Men	0	0	0	1	0	0	0	0	0	1		
			Women	0	0	0	0	0	0	1	0	0	1		
			Total	0	0	0	1	0	0	1	0	0	2	No	
51.0201 Communication Sciences and Disorders, General	5 - Bachelor's degree	1	Men	0	0	0	0	0	0	0	0	0	0		
			Women	0	1	0	0	0	0	23	0	0	24		
			Total	0	1	0	0	0	0	23	0	0	24	No	
51.0201 Communication Sciences and Disorders, General	7 - Master's degree	1	Men	0	0	0	0	0	0	1	0	0	1		
			Women	0	0	0	0	0	0	26	0	0	26		
			Total	0	0	0	0	0	0	27	0	0	27	No	
51.0999 Allied Health Diagnostic, Intervention, and Treatment Professions, Other	5 - Bachelor's degree	1	Men	0	0	0	0	0	0	3	0	0	3		
			Women	0	0	0	0	0	0	7	0	0	7		
			Total	0	0	0	0	0	0	10	0	0	10	No	
52.0201 Business Administration and Management, General	5 - Bachelor's degree	1	Men	12	3	0	1	2	0	50	0	1	69		
			Women	14	5	0	0	1	0	51	0	0	71		
			Total	26	8	0	1	3	0	101	0	1	140	No	
52.0201 Business Administration and Management, General	7 - Master's degree	1	Men	0	1	0	0	0	0	2	0	0	3		
			Women	0	0	0	0	0	0	8	0	0	8		
			Total	0	1	0	0	0	0	10	0	0	11	No	
52.0201 Business Administration and Management, General	5 - Bachelor's degree	2	Men	0	0	0	0	0	0	1	0	0	1		
			Women	1	0	0	0	0	0	1	0	0	2		
			Total	1	0	0	0	0	0	2	0	0	3	No	
52.0205 Operations Management and Supervision	5 - Bachelor's degree	1	Men	5	6	0	0	0	0	54	1	0	66		
			Women	1	1	0	0	0	0	5	0	0	7		
			Total	6	7	0	0	0	0	59	1	0	73	No	

CIPCODE	Award Level	Major	Gender	Non Resident Alien	Hispanic / Latino	American Indian or Alaska Native	Asian	Black or African American	Native Hawaiian or Other Pacific Islander	White	Two or more Races	Race/ ethnicity unknown	Total	distance education program
52.0205 Operations Management and Supervision	5 - Bachelor's degree	2	Men	0	0	0	0	0	0	0	0	0	0	
			Women	0	0	0	0	0	0	0	0	0	0	
			Total	0	0	0	0	0	0	0	0	0	0	No
54.0101 History, General	5 - Bachelor's degree	1	Men	0	0	0	0	0	0	12	0	0	12	
			Women	0	0	0	0	0	0	5	0	0	5	
			Total	0	0	0	0	0	0	17	0	0	17	No
54.0101 History, General	7 - Master's degree	1	Men	0	3	0	0	2	0	22	0	1	28	
			Women	0	0	0	0	0	17	1	1	19		
			Total	0	3	0	0	2	0	39	1	2	47	No
54.0101 History, General	5 - Bachelor's degree	2	Men	0	0	0	0	1	0	2	0	0	3	
			Women	0	0	0	0	0	0	2	0	0	2	
			Total	0	0	0	0	1	0	4	0	0	5	No

Completions: total by first major

99.0000 Summary Grand Totals	Award Level	Nonresident alien	Hispanic Latino	American Indian or Alaska Native	Asian	Black or African American	Native Hawaiian or Other Pacific Islander	White	Two or more Races	Race/ethnicity unknown	Total	PY Total
Bachelor's degree	5											
Men		27	25	0	3	7	0	297	2	5	366	383
Women		23	33	0	2	4	0	443	2	3	510	544
Total		50	58	0	5	11	0	740	4	8	876	927
Master's degree	7											
Men		1	5	0	1	3	0	108	1	3	122	98
Women		5	9	2	2	1	0	247	3	6	275	229
Total		6	14	2	3	4	0	355	4	9	397	327
Post-Master's certificates	8											
Men		0	0	0	0	0	0	8	0	0	8	5
Women		0	1	0	0	0	0	8	0	0	9	10
Total		0	1	0	0	0	0	16	0	0	17	15

Grand Total Men		28	30	0	4	10	0	413	3	8	496	486
Grand Total Women		28	43	2	4	5	0	698	5	9	794	783
Grand Total		56	73	2	8	15	0	1111	8	17	1290	1269

PY Grand Total Men		32	29	1	0	5	0	402	3	14		486
PY Grand Total Women		32	46	1	1	3	0	674	6	20		783
PY Grand Total		64	75	2	1	8	0	1076	9	34		1269

Completions: total by second major

99.0000 Summary Grand Totals	Award Level	Nonresident alien	Hispanic Latino	American Indian or Alaska Native	Asian	Black or African American	Native Hawaiian or Other Pacific Islander	White	Two or more Races	Race/ethnicity unknown	Total	PY Total
Bachelor's degree	5											
Men		0	3	0	2	1	0	24	0	0	30	24
		4	3	0	0	0	0	70	0	0	77	94

99.0000 Summary Grand Totals	Award Level	Nonresident alien	Hispanic Latino	American Indian or Alaska Native	Asian	Black or African American	Native Hawaiian or Other Pacific Islander	White	Two or more Races	Race/ethnicity unknown	Total	PY Total
Women												
Total		4	6	0	2	1	0	94	0	0	107	118

Grand Total Men		0	3	0	2	1	0	24	0	0	30	24
Grand Total Women		4	3	0	0	0	0	70	0	0	77	94
Grand Total		4	6	0	2	1	0	94	0	0	107	118

PY Grand Total Men		0	3	0	0	0	0	21	0	0		24
PY Grand Total Women		1	11	0	0	0	0	77	0	5		94
PY Grand Total		1	14	0	0	0	0	98	0	5		118

All Completers

Institutions must report the following information. (Some data will be pre-populated from the completions by CIP code data.)

All Completers

Number of students by gender and race and ethnicity earning an award between July 1, 2014 and June 30, 2015. Count each student only once, regardless of how many awards he/she earned. The intent of this screen is to collect an unduplicated count of total numbers of *completers*.

- Report Hispanic/Latino individuals of any race as Hispanic/Latino
- Report race for non-Hispanic/Latino individuals only

	Men		Women		Total Students
	Number of Students	Total Awards	Number of Students	Total Awards	
<u>Nonresident alien</u>	<input type="text" value="28"/>	28	<input type="text" value="28"/>	28	56
<u>Hispanic/Latino</u>	<input type="text" value="29"/>	30	<input type="text" value="43"/>	43	72
<u>American Indian or Alaska Native</u>	<input type="text" value="0"/>	0	<input type="text" value="2"/>	2	2
<u>Asian</u>	<input type="text" value="4"/>	4	<input type="text" value="4"/>	4	8
<u>Black or African American</u>	<input type="text" value="10"/>	10	<input type="text" value="5"/>	5	15
<u>Native Hawaiian or Other Pacific Islander</u>	<input type="text" value="0"/>	0	<input type="text" value="0"/>	0	0
<u>White</u>	<input type="text" value="411"/>	413	<input type="text" value="698"/>	698	1,109
<u>Two or more races</u>	<input type="text" value="3"/>	3	<input type="text" value="5"/>	5	8
<u>Race and ethnicity unknown</u>	<input type="text" value="8"/>	8	<input type="text" value="9"/>	9	17
TOTAL	493	496	794	794	1,287
PY TOTAL	486		781		1,267

Completers by Level

Institutions must report the following information. This screen will be shown for each of the following award categories for which completions have been reported:

- Less than 1-year certificates
- At least 1 but less than 4-year certificates
- Associate's degrees
- Bachelor's degrees
- Master's degrees
- Doctor's degrees
- Postbaccalaureate and post-master's certificates

Bachelor's degrees

Number of students by gender, by race and ethnicity, and by age earning this award between July 1, 2014 and June 30, 2015. Each student should be counted once per award level. For example, if a student earned a master's degree and a doctor's degree, he/she should be counted once in master's and once in doctor's. A student earning two master's degrees should be counted only once.

- Report Hispanic/Latino individuals of any race as Hispanic/Latino
- Report race for non-Hispanic/Latino individuals only


	Number of Students	Total Awards
By Gender		
Men	<input type="text" value="363"/>	366
Women	<input type="text" value="510"/>	510
TOTAL	873	876
PY TOTAL	925	

By Race/Ethnicity

<u>Nonresident alien</u>	<input type="text" value="50"/>	50
<u>Hispanic/Latino</u>	<input type="text" value="57"/>	58
<u>American Indian or Alaska Native</u>	<input type="text" value="0"/>	0
<u>Asian</u>	<input type="text" value="5"/>	5
<u>Black or African American</u>	<input type="text" value="11"/>	11
<u>Native Hawaiian or Other Pacific Islander</u>	<input type="text" value="0"/>	0

<u>White</u>	<input type="text" value="738"/>	740
Two or more races	<input type="text" value="4"/>	4
<u>Race and ethnicity unknown</u>	<input type="text" value="8"/>	8
TOTAL	873	876



 **By Age**

Under 18	<input type="text" value="0"/>	
18-24	<input type="text" value="738"/>	
25-39	<input type="text" value="125"/>	
40 and Above	<input type="text" value="10"/>	
Age Unknown	<input type="text" value="0"/>	
TOTAL	873	876

Completers by Level

Institutions must report the following information. This screen will be shown for each of the following award categories for which completions have been reported:

- Less than 1-year certificates
- At least 1 but less than 4-year certificates
- Associate's degrees
- Bachelor's degrees
- Master's degrees
- Doctor's degrees
- Postbaccalaureate and post-master's certificates

Master's degrees

Number of students by gender, by race and ethnicity, and by age earning this award between July 1, 2014 and June 30, 2015. Each student should be counted once per award level. For example, if a student earned a master's degree and a doctor's degree, he/she should be counted once in master's and once in doctor's. A student earning two master's degrees should be counted only once.


- Report Hispanic/Latino individuals of any race as Hispanic/Latino
- Report race for non-Hispanic/Latino individuals only


	Number of Students	Total Awards
By Gender		
Men	<input type="text" value="122"/>	122
Women	<input type="text" value="275"/>	275
TOTAL	397	397
PY TOTAL	327	

By Race/Ethnicity

<u>Nonresident alien</u>	<input type="text" value="6"/>	6
<u>Hispanic/Latino</u>	<input type="text" value="14"/>	14
<u>American Indian or Alaska Native</u>	<input type="text" value="2"/>	2
<u>Asian</u>	<input type="text" value="3"/>	3
<u>Black or African American</u>	<input type="text" value="4"/>	4
<u>Native Hawaiian or Other Pacific Islander</u>	<input type="text" value="0"/>	0

<u>White</u>	<input type="text" value="355"/>	355
Two or more races	<input type="text" value="4"/>	4
<u>Race and ethnicity unknown</u>	<input type="text" value="9"/>	9
TOTAL	397	397



 **By Age**

Under 18	<input type="text" value="0"/>	
18-24	<input type="text" value="34"/>	
25-39	<input type="text" value="276"/>	
40 and Above	<input type="text" value="87"/>	
Age Unknown	<input type="text" value="0"/>	
TOTAL	397	397

Completers by Level

Institutions must report the following information. This screen will be shown for each of the following award categories for which completions have been reported:

- Less than 1-year certificates
- At least 1 but less than 4-year certificates
- Associate's degrees
- Bachelor's degrees
- Master's degrees
- Doctor's degrees
- Postbaccalaureate and post-master's certificates

Postbaccalaureate and post-master's certificates

Number of students by gender, by race and ethnicity, and by age earning this award between July 1, 2014 and June 30, 2015. Each student should be counted once per award level. For example, if a student earned a master's degree and a doctor's degree, he/she should be counted once in master's and once in doctor's. A student earning two master's degrees should be counted only once.


- Report Hispanic/Latino individuals of any race as Hispanic/Latino
- Report race for non-Hispanic/Latino individuals only


	Number of Students	Total Awards
By Gender		
Men	<input type="text" value="8"/>	8
Women	<input type="text" value="9"/>	9
TOTAL	17	17
PY TOTAL	15	

By Race/Ethnicity

<u>Nonresident alien</u>	<input type="text" value="0"/>	0
<u>Hispanic/Latino</u>	<input type="text" value="1"/>	1
<u>American Indian or Alaska Native</u>	<input type="text" value="0"/>	0
<u>Asian</u>	<input type="text" value="0"/>	0
<u>Black or African American</u>	<input type="text" value="0"/>	0
<u>Native Hawaiian or Other Pacific Islander</u>	<input type="text" value="0"/>	0

<u>White</u>	<input type="text" value="16"/>	16
Two or more races	<input type="text" value="0"/>	0
<u>Race and ethnicity unknown</u>	<input type="text" value="0"/>	0
TOTAL	17	17



 **By Age**

Under 18	<input type="text" value="0"/>	
18-24	<input type="text" value="1"/>	
25-39	<input type="text" value="8"/>	
40 and Above	<input type="text" value="8"/>	
Age Unknown	<input type="text" value="0"/>	
TOTAL	17	17

Summary

IPEDS collects important information regarding your institution. All data reported in IPEDS survey components become available in the IPEDS Data Center and appear as aggregated data in various Department of Education reports. Additionally, some of the reported data appears specifically for your institution through the College Navigator website and is included in your institution's Data Feedback Report (DFR). The purpose of this summary is to provide you an opportunity to view some of the data that, when accepted through the IPEDS quality control process, will appear on the College Navigator website and/or your DFR. College Navigator is updated approximately three months after the data collection period closes and Data Feedback Reports will be available through the [Data Center](#) and sent to your institution's CEO in November 2016.

Please review your data for accuracy. If you have questions about the data displayed below after reviewing the data reported on the survey screens, please contact the IPEDS Help Desk at: 1-877-225-2568 or ipedshelp@rti.org.

Summary of Completions Data

Award Level	Number of Completions	
	1 st major	2 nd major
<u>Bachelors degree or equivalent</u>	876	107
<u>Master's degree</u>	397	0
<u>Post-master's certificate</u>	17	0
Total number of degrees and certificates	1,290	

Summary of Completers Data

	Number of Students		
	Men	Women	Total
All Completers	493	794	1,287

Completions

University of Nebraska at Kearney (181215)

Source	Description	Severity	Resolved	Options
Global Edits				
Perform Edits	Current year completions (28) are outside the expected range when compared to completions reported in the prior year (12) for: Men, 2-digit field (54), award level (7). Please correct your data or explain. (Error #10503)	Explanation	Yes	
Reason:	Increase due to program being offered online.			