


[\[print\]](#)

Summary report

Lists all the questions in the survey and displays summary information for each question. Text input is not included.

Report date: Wednesday, May 11, 2005 10:41 AM
 Start date: Thursday, April 7, 2005 1:10 PM
 Stop date: Friday, May 13, 2005 1:10 PM
 Completed responses: 40


1. Is this course related to your major?



Item	Count	Percent	Cum. count	Cum. percent
Yes	10	25.0%	10	25.0%
No	30	75.0%	40	100.0%
Total	40	100%	40	100%

Total responses: 40


2. What grade do you expect to receive in this course?



Item	Count	Percent	Cum. count	Cum. percent
A	20	50.0%	20	50.0%
B	17	42.5%	37	92.5%
C	3	7.5%	40	100.0%
Total	40	100%	40	100%

Total responses: 40


3. This course required students to locate and gather information pertaining to the course topic



Disagree	1	2	3	4	5	Agree	Total
Count	0	2	4	13	21		40
Percent	0%	5.0%	10.0%	32.5%	52.5%		100%
Cum. count	0	2	6	19	40		40
Cum. percent	0%	5.0%	15.0%	47.5%	100.0%		100%
Cum. sum	0	4	16	68	173		173

Average: 4.33
 Median: 0.0


4. To what degree did you accomplish the previously mentioned objective?



Low Degree	1	2	3	4	5	High Degree	Total
Count	0	0	6	23	11		40
Percent	0%	0%	15.0%	57.5%	27.5%		100%
Cum. count	0	0	6	29	40		40
Cum. percent	0%	0%	15.0%	72.5%	100.0%		100%
Cum. sum	0	0	18	110	165		165

Average: 4.13
 Median: 0.0


5. This course required students to think critically, to reason, and to analyze



Disagree	1	2	3	4	5	Agree	Total
Count	1	2	3	18	16		40
Percent	2.5%	5.0%	7.5%	45.0%	40.0%		100%
Cum. count	1	3	6	24	40		40
Cum. percent	2.5%	7.5%	15.0%	60.0%	100.0%		100%
Cum. sum	1	5	14	86	166		166

Average: 4.15
 Median: 0.0


6. To what degree did you accomplish the previously mentioned objective?



Low Degree	1	2	3	4	5	High Degree	Total
Count	0	1	7	18	14		40
Percent	0%	2.5%	17.5%	45.0%	35.0%		100%
Cum. count	0	1	8	26	40		40
Cum. percent	0%	2.5%	20.0%	65.0%	100.0%		100%
Cum. sum	0	2	23	95	165		165

Average: 4.13
 Median: 0.0


7. This course required students to demonstrate effective communication skills, including the ability to read, speak, and write



Disagree	1	2	3	4	5	Agree	Total
Count	2	0	1	9	28		40
Percent	5.0%	0%	2.5%	22.5%	70.0%		100%
Cum. count	2	2	3	12	40		40
Cum. percent	5.0%	5.0%	7.5%	30.0%	100.0%		100%
Cum. sum	2	2	5	41	181		181

Average: 4.53
 Median: 0.0


8. To what degree did you accomplish the previously mentioned objective?



Low Degree	1	2	3	4	5	High Degree	Total
Count	0	0	6	17	17		40
Percent	0%	0%	15.0%	42.5%	42.5%		100%
Cum. count	0	0	6	23	40		40
Cum. percent	0%	0%	15.0%	57.5%	100.0%		100%
Cum. sum	0	0	18	86	171		171

Average: 4.28
 Median: 0.0


9. This course required students to understand the experiences and values of underrepresented groups and cultures



	1	2	3	4	5	Agree	Total
Count	4	4	19	9	4		40
Percent	10.0%	10.0%	47.5%	22.5%	10.0%		100%
Cum. count	4	8	27	36	40		40
Cum. percent	10.0%	20.0%	67.5%	90.0%	100.0%		100%
Cum. sum	4	12	69	105	125		125

Average: 3.13
 Median: 0.0


10. To what degree did you accomplish the previously mentioned objective?



	1	2	3	4	5	High Degree	Total
Count	6	4	15	10	5		40
Percent	15.0%	10.0%	37.5%	25.0%	12.5%		100%
Cum. count	6	10	25	35	40		40
Cum. percent	15.0%	25.0%	62.5%	87.5%	100.0%		100%
Cum. sum	6	14	59	99	124		124

Average: 3.1
 Median: 0.0


11. This course required students to prepare a paper that forms and supports a coherent position on an issue



Disagree	1	2	3	4	5	Agree	Total
Count	7	3	5	9	16		40
Percent	17.5%	7.5%	12.5%	22.5%	40.0%		100%
Cum. count	7	10	15	24	40		40
Cum. percent	17.5%	25.0%	37.5%	60.0%	100.0%		100%
Cum. sum	7	13	28	64	144		144

Average: 3.6
 Median: 0.0


12. To what degree did you accomplish the previously mentioned objective?



Low Degree	1	2	3	4	5	High Degree	Total
Count	4	5	4	12	15		40
Percent	10.0%	12.5%	10.0%	30.0%	37.5%		100%
Cum. count	4	9	13	25	40		40
Cum. percent	10.0%	22.5%	32.5%	62.5%	100.0%		100%
Cum. sum	4	14	26	74	149		149


Average: 3.73
 Median: 0.0

13. This course required students to write and speak in a formal manner appropriate to the audience




Disagree	1	2	3	4	5	Agree	Total
Count	0	2	3	6	29		40
Percent	0%	5.0%	7.5%	15.0%	72.5%		100%
Cum. count	0	2	5	11	40		40
Cum. percent	0%	5.0%	12.5%	27.5%	100.0%		100%
Cum. sum	0	4	13	37	182		182
Average:		4.55					
Median:		0.0					

14. To what degree did you accomplish the previously mentioned objective?



Low Degree	1	2	3	4	5	High Degree	Total
Count	0	1	4	15	20		40
Percent	0%	2.5%	10.0%	37.5%	50.0%		100%
Cum. count	0	1	5	20	40		40
Cum. percent	0%	2.5%	12.5%	50.0%	100.0%		100%
Cum. sum	0	2	14	74	174		174
Average:		4.35					
Median:		0.0					


15. This course required students to understand the role of voice in their communication and daily interactions



Disagree	1	2	3	4	5	Agree	Total
Count	0	2	4	13	21		40
Percent	0%	5.0%	10.0%	32.5%	52.5%		100%
Cum. count	0	2	6	19	40		40
Cum. percent	0%	5.0%	15.0%	47.5%	100.0%		100%
Cum. sum	0	4	16	68	173		173

Average: 4.33
 Median: 0.0

16. To what degree did you accomplish the previously mentioned objective?



Low Degree	1	2	3	4	5	High Degree	Total
Count	0	1	7	10	22		40
Percent	0%	2.5%	17.5%	25.0%	55.0%		100%
Cum. count	0	1	8	18	40		40
Cum. percent	0%	2.5%	20.0%	45.0%	100.0%		100%
Cum. sum	0	2	23	63	173		173

Average: 4.33
 Median: 0.0