



NSSE 2019 Consortium Report Honors Consortium

University of Nebraska at Kearney

This page intentionally left blank.

About This Consortium Report

Consortium Coordinator Andrew Cognard-Black, Coordinator, National Collegiate Honors Council,
ajcognardblack@smcm.edu

Comparison Group

This section summarizes how your consortium comparison group was identified, including selection criteria and whether the default option was taken. This is followed by the resulting list of institutions represented in the 'Honors Consortium' column of this report.

Group label	Honors Consortium
Date submitted	Not applicable; comparison group not customized.
How was this comparison group constructed?	Your institution did not customize this comparison group; the default group (all consortium participants) was used.
Group description	Default comparison group

Honors Consortium (N=9)

- Middle Tennessee State University (Murfreesboro, TN)
- Mount Vernon Nazarene University (Mount Vernon, OH)
- Texas State University (San Marcos, TX)
- University of Baltimore, The (Baltimore, MD)
- University of Missouri (Columbia, MO)
- University of Missouri-St. Louis (Saint Louis, MO)
- University of New Hampshire (Durham, NH)
- University of North Florida (Jacksonville, FL)
- University of Tennessee at Chattanooga, The (Chattanooga, TN)



NSSE 2019 Honors Consortium
Administration Summary
University of Nebraska at Kearney

First-Year Students

Item wording or description	Variable name	Values ^c	Response options	Frequency Distributions ^a				Statistical Comparisons ^b		
				UNK		Honors Consortium		UNK	Honors Consortium	
				Count	%	Count	%	Mean	Mean	Effect size ^d
1. How much do you agree or disagree with the following statements?										
a. I often discuss socio-political issues with my family or friends.	HON01a	1	Strongly disagree	22	8	280	6	3.2	3.4 *	-0.15
		2	Disagree	51	18	746	17			
		3	Neither agree nor disagree	61	24	1,047	23			
		4	Agree	100	41	1,795	39			
		5	Strongly agree	24	9	681	15			
		Total		258	100	4,549	100			
b. I find that studying gives me a feeling of deep personal satisfaction.	HON01b	1	Strongly disagree	11	5	228	6	3.2	3.4	-0.12
		2	Disagree	50	21	683	15			
		3	Neither agree nor disagree	66	28	1,215	27			
		4	Agree	107	39	1,839	39			
		5	Strongly agree	21	8	568	12			
		Total		255	100	4,533	100			
c. I spend a lot of free time learning more about interesting topics that have been discussed in my courses.	HON01c	1	Strongly disagree	14	5	177	4	3.0	3.2 **	-0.19
		2	Disagree	87	30	1,124	24			
		3	Neither agree nor disagree	82	31	1,457	33			
		4	Agree	64	29	1,423	31			
		5	Strongly agree	10	4	359	8			
		Total		257	100	4,540	100			
d. I find it difficult to admit when I have been wrong about an idea.	HON01d	1	Strongly disagree	16	6	348	8	2.8	2.8	.01
		2	Disagree	104	41	1,847	40			
		3	Neither agree nor disagree	67	26	1,063	24			
		4	Agree	63	24	1,057	23			
		5	Strongly agree	6	3	218	5			
		Total		256	100	4,533	100			
e. I think of my life in terms of giving back to society.	HON01e	1	Strongly disagree	7	4	107	3	3.5	3.5	-0.04
		2	Disagree	25	9	503	11			
		3	Neither agree nor disagree	86	34	1,462	33			
		4	Agree	119	45	1,912	41			
		5	Strongly agree	21	8	545	12			
		Total		258	100	4,529	100			
2. During your time at this institution, about how often have you taken a course that addresses issues from the perspectives of different fields of study?										
	HON02	1	Never	21	10	476	11	2.4	2.5	-0.10
		2	Sometimes	128	50	1,953	43			
		3	Often	83	31	1,541	34			
		4	Very Often	23	9	547	12			
		Total		255	100	4,517	100			
3. On a scale from 1 to 7, with 1 being "very much" and 7 being "not at all," to what extent do you feel that your college experience has done the following?										
a. Taught you how to handle adversity and failure	HON03a	1	Not at all	12	6	253	6	4.5	4.4	.06
		2		16	5	326	7			
		3		27	11	568	12			
		4		55	22	1,095	23			
		5		82	32	1,210	27			
		6		33	12	585	13			
		7	Very much	29	12	476	11			

*p<.05, **p<.01, ***p<.001 (2-tailed); Refer to the endnotes page for the key to triangle symbols.

First-Year Students

Item wording or description	Variable name	Values ^c	Response options	Frequency Distributions ^a				Statistical Comparisons ^b		
				UNK		Honors Consortium		UNK	Honors Consortium	Effect size ^d
				Count	%	Count	%	Mean	Mean	
		Total		254	100	4,513	100			

*p<.05, **p<.01, ***p<.001 (2-tailed); Refer to the endnotes page for the key to triangle symbols.

First-Year Students

Item wording or description	Variable name	Values ^c	Response options	Frequency Distributions ^a				Statistical Comparisons ^b		
				UNK		Honors Consortium		UNK	Honors Consortium	
				Count	%	Count	%	Mean	Mean	Effect size ^d
b. Increased your comfort with asking difficult questions or taking unconventional positions	HON03b	1	Not at all	12	6	224	5	4.5	4.5	.01
		2		15	6	328	8			
		3		30	11	516	11			
		4		56	22	1,012	21			
		5		70	27	1,271	28			
		6		42	18	697	16			
		7	Very much	27	11	459	11			
	Total			252	100	4,507	100			
c. Encouraged you to explore new opportunities	HON03c	1	Not at all	11	6	109	3	5.0	5.1	-.07
		2		10	4	156	3			
		3		11	4	310	7			
		4		39	16	759	17			
		5		76	28	1,339	29			
		6		62	24	949	21			
		7	Very much	44	18	886	20			
	Total			253	100	4,508	100			
d. Made you feel that you are part of an academic community that encourages thoughtful reflection and intellectual growth	HON03d	1	Not at all	11	6	166	4	4.9	4.9	.03
		2		6	2	202	4			
		3		19	8	379	9			
		4		45	16	869	19			
		5		78	31	1,257	27			
		6		51	20	883	19			
		7	Very much	42	17	740	17			
	Total			252	100	4,496	100			
e. Changed your life in positive ways	HON03e	1	Not at all	10	5	146	3	4.9	5.0	-.03
		2		8	3	174	4			
		3		16	6	351	8			
		4		54	21	902	20			
		5		71	27	1,185	26			
		6		46	18	865	19			
		7	Very much	48	20	878	20			
	Total			253	100	4,501	100			
4. During your time at this institution, to what extent have your courses . . .										
a. Inspired you to make connections between ideas from different fields of study?	HON04a	1	Not at all	9	5	146	3	4.6	4.7	-.07
		2		10	4	194	5			
		3		26	10	498	11			
		4		64	26	981	22			
		5		77	30	1,318	28			
		6		39	17	768	17			
		7	Very much	24	10	574	14			
	Total			249	100	4,479	100			
b. Delved deeply into complex issues?	HON04b	1	Not at all	11	6	143	3	4.3	4.7 ***	-.24
		2		13	6	240	5			
		3		41	16	514	11			
		4		71	28	1,078	24			
		5		65	26	1,260	28			
		6		27	10	719	15			
		7	Very much	22	9	535	13			

*p<.05, **p<.01, ***p<.001 (2-tailed); Refer to the endnotes page for the key to triangle symbols.

First-Year Students

Item wording or description	Variable name	Values ^c	Response options	Frequency Distributions ^a				Statistical Comparisons ^b		
				UNK		Honors Consortium		UNK	Honors Consortium	Effect size ^d
				Count	%	Count	%	Mean	Mean	
			Total	250	100	4,489	100			

*p<.05, **p<.01, ***p<.001 (2-tailed); Refer to the endnotes page for the key to triangle symbols.

First-Year Students

Item wording or description	Variable name	Values ^c	Response options	Frequency Distributions ^a				Statistical Comparisons ^b		
				UNK		Honors Consortium		UNK	Honors Consortium	Effect size ^d
				Count	%	Count	%	Mean	Mean	
5. To what extent...										
a. Do you feel free to express your personal views on politics in class or in social spaces on campus?	HON05a	1	Not at all	14	7	346	8	4.3	4.4	-.08
		2		25	9	348	8			
		3		37	15	539	11			
		4		60	22	995	23			
		5		57	22	1,017	23			
		6		34	15	663	14			
		7	Very much	23	10	575	14			
		Total		250	100	4,483	100			
b. Have advisors at this institution encouraged you to take courses outside your major in order to broaden your intellectual horizons?	HON05b	1	Not at all	25	10	703	17	3.9	3.8	.05
		2		30	11	514	11			
		3		43	18	609	13			
		4		59	24	909	21			
		5		55	21	894	19			
		6		25	10	450	9			
		7	Very much	12	5	403	9			
		Total		249	100	4,482	100			
c. Do you prefer to eliminate uncertainty when confronted with conflicting views on a topic?	HON05c	1	Not at all	6	2	140	3	4.5	4.5	-.05
		2		9	3	234	5			
		3		32	13	466	10			
		4		91	37	1,472	33			
		5		72	29	1,137	25			
		6		19	8	521	12			
		7	Very much	19	9	483	11			
		Total		248	100	4,453	100			
d. Are you interested in taking a course on a topic outside of your major area(s) or comfort zone?	HON05d	1	Not at all	18	8	262	6	4.3	4.6 **	-.21
		2		19	7	280	6			
		3		32	14	454	10			
		4		52	19	887	20			
		5		79	31	1,164	26			
		6		28	11	694	15			
		7	Very much	22	9	729	17			
		Total		250	100	4,470	100			
6. Would you be willing to take a position that you thought was correct or inventive, even if you thought it might be challenged by a professor or other person in authority?										
	HON06	1	Definitely no	8	3	76	1	2.9	3.1 ***	-.24
		2	Probably no	50	21	798	17			
		3	Probably yes	149	58	2,365	52			
		4	Definitely yes	40	18	1,214	29			
		Total		247	100	4,453	100			

First-Year Students

Item wording or description	Variable name	Values ^c	Response options	Frequency Distributions ^a				Statistical Comparisons ^b			
				UNK		Honors Consortium		UNK	Honors Consortium		
				Count	%	Count	%	Mean	Mean	Effect size ^d	
7. Which of the following have you done or do you plan to do before you graduate?^j											
a. Present the results of research, scholarly activities, or creative works at a formal conference or exhibition on your own campus	HON07a <i>(Means indicate the percentage who responded "Done or in progress.")</i>		Have not decided	81	30	1,477	34	5%	4%	.04	
			Do not plan to do	74	31	1,273	29				
			Plan to do	84	34	1,516	34				
			Done or in progress	10	5	162	4				
			Total	249	100	4,428	100				
b. Present the results of research, scholarly activities, or creative works off campus at an academic conference, exhibition, or other venue	HON07b <i>(Means indicate the percentage who responded "Done or in progress.")</i>		Have not decided	103	40	1,616	37	3%	2%	.07	
			Do not plan to do	88	35	1,376	31				
			Plan to do	50	21	1,323	29				
			Done or in progress	6	3	101	2				
			Total	247	100	4,416	100				
8. How important is each one of the following to you personally?^j											
a. Making a lot of money	HON08a	1	Not very important	12	5	160	4	3.2	3.5 ***	-.31	
			2	Somewhat important	51	19	649				14
			3	Moderately important	91	38	1,289				29
			4	Pretty important	79	31	1,620				37
			5	Extremely important	17	7	714				17
			Total	250	100	4,432	100				
b. Using my creativity to make artistic works or new contributions in a field	HON08b	1	Not very important	31	13	476	11	3.0	3.2 **	-.18	
			2	Somewhat important	51	21	814				18
			3	Moderately important	77	29	1,175				26
			4	Pretty important	67	29	1,253				28
			5	Extremely important	22	8	707				16
			Total	248	100	4,425	100				
c. Making a difference in the world	HON08c	1	Not very important	6	3	116	3	4.0	4.0	.01	
			2	Somewhat important	10	5	333				8
			3	Moderately important	45	18	797				19
			4	Pretty important	93	39	1,506				34
			5	Extremely important	92	35	1,676				37
			Total	246	100	4,428	100				
d. Having a job that reflects my personality, interests, and values	HON08d	1	Not very important	0	0	61	1	4.3	4.3	.03	
			2	Somewhat important	13	7	193				4
			3	Moderately important	14	5	392				9
			4	Pretty important	92	38	1,497				35
			5	Extremely important	129	50	2,285				51
			Total	248	100	4,428	100				
e. Arriving at a personal understanding of the meaning and purpose of life	HON08e	1	Not very important	0	0	159	4	4.1	3.9 *	.14	
			2	Somewhat important	17	7	384				9
			3	Moderately important	41	16	806				18
			4	Pretty important	97	40	1,461				33
			5	Extremely important	92	37	1,617				37
			Total	247	100	4,427	100				
f. Becoming a leader in the community or in my profession	HON08f	1	Not very important	11	5	263	6	3.6	3.6	.05	
			2	Somewhat important	24	11	549				12
			3	Moderately important	58	23	1,125				26
			4	Pretty important	96	39	1,356				30
			Total	189	100	3,309	100				

*p<.05, **p<.01, ***p<.001 (2-tailed); Refer to the endnotes page for the key to triangle symbols.

First-Year Students

<i>Item wording or description</i>	<i>Variable name</i>	<i>Values^c</i>	<i>Response options</i>	Frequency Distributions^a				Statistical Comparisons^b		
				UNK		Honors Consortium		UNK	Honors Consortium	<i>Effect size^d</i>
				<i>Count</i>	<i>%</i>	<i>Count</i>	<i>%</i>	<i>Mean</i>	<i>Mean</i>	
		5	Extremely important	59	23	1,135	26			
			Total	248	100	4,428	100			

First-Year Students

Item wording or description	Variable name	Values ^c	Response options	Frequency Distributions ^a				Statistical Comparisons ^b		
				UNK		Honors Consortium		UNK	Honors Consortium	Effect size ^d
				Count	%	Count	%	Mean	Mean	
9. During the current school year, how often do you exercise or get other physical activity that causes noticeable increases in your breathing or heart rate?										
	HON09	1	Less than once a month	33	13	375	8	4.0	4.3 **	-0.21
		2	Once a month	16	5	268	6			
		3	Several times a month	36	15	464	10			
		4	Once a week	44	18	708	16			
		5	Several times a week	78	31	1,815	42			
		6	Daily	42	18	788	18			
		Total		249	100	4,418	100			
10. During the current school year, about how often have you...										
a. Felt overwhelmed by all you had to do?	HON10a	1	Never	5	3	84	2	3.1	3.1	.01
		2	Sometimes	61	26	1,189	28			
		3	Often	80	33	1,415	32			
		4	Very often	101	38	1,739	38			
		Total		247	100	4,427	100			
b. Felt so depressed that it was difficult to function?	HON10b	1	Never	85	35	1,413	32	2.0	2.2 **	-0.17
		2	Sometimes	93	38	1,503	34			
		3	Often	45	18	768	18			
		4	Very often	25	9	749	17			
		Total		248	100	4,433	100			
c. Felt so stressed that it affected your personal life or academics?	HON10c	1	Never	33	16	629	15	2.5	2.6	-0.09
		2	Sometimes	90	37	1,536	35			
		3	Often	75	30	1,150	26			
		4	Very often	50	18	1,111	24			
		Total		248	100	4,426	100			
d. Felt mentally or emotionally exhausted?	HON10d	1	Never	11	6	265	6	2.8	2.9	-0.08
		2	Sometimes	84	32	1,319	31			
		3	Often	81	36	1,331	30			
		4	Very often	71	26	1,483	32			
		Total		247	100	4,398	100			
11. Are you in an honors program or honors college at your institution?^j										
	HON11	No		148	59	3,453	78	39%	21% ***	.40
	(Means indicate the percentage who responded "Yes.")	Yes		99	39	944	21			
		Not applicable, to my knowledge my inst. does not have an honors program or college		2	2	39	1			
		Total		249	100	4,436	100			
12. Did you vote in the Congressional midterm elections in November 2018?^j										
	HON12	No		147	57	2,011	44	33%	47% ***	-0.28
	(Means indicate the percentage who responded "Yes.")	Yes		78	33	2,029	47			
		Not sure		12	5	141	4			
		I was not old enough/eligible to vote on November 6, 2018		13	5	262	5			
		Total		250	100	4,443	100			

*p<.05, **p<.01, ***p<.001 (2-tailed); Refer to the endnotes page for the key to triangle symbols.

Seniors

Item wording or description	Variable name	Values ^c	Response options	Frequency Distributions ^a				Statistical Comparisons ^b		
				UNK		Honors Consortium		UNK	Honors Consortium	
				Count	%	Count	%	Mean	Mean	Effect size ^d
1. How much do you agree or disagree with the following statements?										
a. I often discuss socio-political issues with my family or friends.	HON01a	1	Strongly disagree	12	5	304	5	3.3	3.6 **	-.23
		2	Disagree	44	22	929	14			
		3	Neither agree nor disagree	45	22	1,197	18			
		4	Agree	78	37	2,814	43			
		5	Strongly agree	32	15	1,268	20			
		Total		211	100	6,512	100			
b. I find that studying gives me a feeling of deep personal satisfaction.	HON01b	1	Strongly disagree	9	4	323	5	3.3	3.4 *	-.16
		2	Disagree	42	20	961	14			
		3	Neither agree nor disagree	61	28	1,639	25			
		4	Agree	84	39	2,673	41			
		5	Strongly agree	17	8	908	14			
		Total		213	100	6,504	100			
c. I spend a lot of free time learning more about interesting topics that have been discussed in my courses.	HON01c	1	Strongly disagree	12	5	219	3	3.2	3.4 ***	-.24
		2	Disagree	50	23	1,239	18			
		3	Neither agree nor disagree	64	29	1,688	26			
		4	Agree	76	37	2,653	42			
		5	Strongly agree	12	6	701	11			
		Total		214	100	6,500	100			
d. I find it difficult to admit when I have been wrong about an idea.	HON01d	1	Strongly disagree	19	9	657	11	2.6	2.6	.07
		2	Disagree	101	47	3,096	48			
		3	Neither agree nor disagree	44	20	1,267	19			
		4	Agree	42	21	1,236	19			
		5	Strongly agree	7	3	236	3			
		Total		213	100	6,492	100			
e. I think of my life in terms of giving back to society.	HON01e	1	Strongly disagree	3	2	133	3	3.7	3.6 *	.15
		2	Disagree	13	6	683	11			
		3	Neither agree nor disagree	56	26	1,785	28			
		4	Agree	105	50	2,803	42			
		5	Strongly agree	36	17	1,094	17			
		Total		213	100	6,498	100			
2. During your time at this institution, about how often have you taken a course that addresses issues from the perspectives of different fields of study?										
	HON02	1	Never	11	5	521	9	2.5	2.5	.01
		2	Sometimes	103	48	2,872	44			
		3	Often	76	36	2,064	32			
		4	Very Often	24	12	1,012	15			
		Total		214	100	6,469	100			
3. On a scale from 1 to 7, with 1 being "very much" and 7 being "not at all," to what extent do you feel that your college experience has done the following?										
a. Taught you how to handle adversity and failure	HON03a	1	Not at all	1	0	350	6	4.9	4.7	.11
		2		12	5	338	5			
		3		19	10	574	9			
		4		38	19	1,237	19			
		5		69	32	1,724	26			
		6		43	19	1,200	18			
		7	Very much	29	14	1,032	17			

*p<.05, **p<.01, ***p<.001 (2-tailed); Refer to the endnotes page for the key to triangle symbols.

Seniors

Item wording or description	Variable name	Values ^c	Response options	Frequency Distributions ^a				Statistical Comparisons ^b		
				UNK		Honors Consortium		UNK	Honors Consortium	Effect size ^d
				Count	%	Count	%	Mean	Mean	
		Total		211	100	6,455	100			

*p<.05, **p<.01, ***p<.001 (2-tailed); Refer to the endnotes page for the key to triangle symbols.

Seniors

Item wording or description	Variable name	Values ^c	Response options	Frequency Distributions ^a				Statistical Comparisons ^b			
				UNK		Honors Consortium		UNK		Honors Consortium	Effect size ^d
				Count	%	Count	%	Mean	Mean		
b. Increased your comfort with asking difficult questions or taking unconventional positions	HON03b	1	Not at all	2	1	291	6	5.1	4.8 **	.16	
		2		7	4	309	5				
		3		13	6	561	9				
		4		36	18	1,085	17				
		5		67	31	1,813	27				
		6		63	28	1,374	21				
		7	Very much	26	13	1,019	16				
	Total			214	100	6,452	100				
c. Encouraged you to explore new opportunities	HON03c	1	Not at all	1	0	161	3	5.3	5.2	.05	
		2		3	2	199	3				
		3		16	9	399	6				
		4		27	14	866	14				
		5		54	25	1,587	24				
		6		71	32	1,693	26				
		7	Very much	42	19	1,545	24				
	Total			214	100	6,450	100				
d. Made you feel that you are part of an academic community that encourages thoughtful reflection and intellectual growth	HON03d	1	Not at all	3	1	249	5	5.1	5.0	.10	
		2		3	1	270	5				
		3		17	10	493	8				
		4		33	15	1,022	16				
		5		60	28	1,651	25				
		6		66	30	1,484	22				
		7	Very much	32	14	1,278	20				
	Total			214	100	6,447	100				
e. Changed your life in positive ways	HON03e	1	Not at all	2	1	154	3	5.5	5.3	.08	
		2		3	1	163	3				
		3		9	5	355	6				
		4		31	15	917	14				
		5		50	24	1,493	23				
		6		65	29	1,515	23				
		7	Very much	54	25	1,854	28				
	Total			214	100	6,451	100				
4. During your time at this institution, to what extent have your courses . . .											
a. Inspired you to make connections between ideas from different fields of study?	HON04a	1	Not at all	5	3	179	3	5.0	5.0	-.02	
		2		4	2	226	4				
		3		17	9	533	8				
		4		39	19	1,181	18				
		5		69	31	1,773	27				
		6		56	27	1,325	20				
		7	Very much	23	11	1,208	19				
	Total			213	100	6,425	100				
b. Delved deeply into complex issues?	HON04b	1	Not at all	5	3	165	3	4.8	5.0 *	-.14	
		2		5	2	248	4				
		3		22	12	532	8				
		4		39	19	1,123	18				
		5		73	34	1,737	26				
		6		51	24	1,394	21				
		7	Very much	16	7	1,230	19				

*p<.05, **p<.01, ***p<.001 (2-tailed); Refer to the endnotes page for the key to triangle symbols.

Seniors

Item wording or description	Variable name	Values ^c	Response options	Frequency Distributions ^a				Statistical Comparisons ^b		
				UNK		Honors Consortium		UNK	Honors Consortium	Effect size ^d
				Count	%	Count	%	Mean	Mean	
		Total		211	100	6,429	100			

*p<.05, **p<.01, ***p<.001 (2-tailed); Refer to the endnotes page for the key to triangle symbols.

Seniors

Item wording or description	Variable name	Values ^c	Response options	Frequency Distributions ^a				Statistical Comparisons ^b		
				UNK		Honors Consortium		UNK	Honors Consortium	
				Count	%	Count	%	Mean	Mean	Effect size ^d
5. To what extent...										
a. Do you feel free to express your personal views on politics in class or in social spaces on campus?	HON05a	1	Not at all	11	5	683	12	4.6	4.2 **	.18
		2		14	7	561	9			
		3		20	10	797	12			
		4		49	21	1,286	20			
		5		56	26	1,337	20			
		6		41	20	930	14			
		7	Very much	20	10	822	13			
			Total	211	100	6,416	100			
b. Have advisors at this institution encouraged you to take courses outside your major in order to broaden your intellectual horizons?	HON05b	1	Not at all	26	13	1,474	26	3.8	3.4 **	.18
		2		28	13	790	12			
		3		37	16	828	13			
		4		41	19	1,067	16			
		5		43	21	1,074	16			
		6		20	9	647	9			
		7	Very much	15	8	542	8			
			Total	210	100	6,422	100			
c. Do you prefer to eliminate uncertainty when confronted with conflicting views on a topic?	HON05c	1	Not at all	7	3	309	5	4.5	4.4	.06
		2		8	4	353	6			
		3		22	10	716	11			
		4		72	34	1,939	30			
		5		55	27	1,616	24			
		6		30	13	846	14			
		7	Very much	16	9	613	10			
			Total	210	100	6,392	100			
d. Are you interested in taking a course on a topic outside of your major area(s) or comfort zone?	HON05d	1	Not at all	17	9	509	9	4.5	4.8 *	-.16
		2		11	5	394	6			
		3		24	12	509	8			
		4		46	22	971	15			
		5		50	23	1,496	22			
		6		36	16	1,127	18			
		7	Very much	26	13	1,408	22			
			Total	210	100	6,414	100			
6. Would you be willing to take a position that you thought was correct or inventive, even if you thought it might be challenged by a professor or other person in authority?										
	HON06	1	Definitely no	1	0	125	2	3.1	3.2	-.02
		2	Probably no	32	15	971	14			
		3	Probably yes	118	55	3,314	51			
		4	Definitely yes	59	29	1,986	33			
			Total	210	100	6,396	100			

*p<.05, **p<.01, ***p<.001 (2-tailed); Refer to the endnotes page for the key to triangle symbols.

Seniors

Item wording or description	Variable name	Values ^c	Response options	Frequency Distributions ^a				Statistical Comparisons ^b		
				UNK		Honors Consortium		UNK	Honors Consortium	
				Count	%	Count	%	Mean	Mean	Effect size ^d
7. Which of the following have you done or do you plan to do before you graduate?^j										
a. Present the results of research, scholarly activities, or creative works at a formal conference or exhibition on your own campus	HON07a <i>(Means indicate the percentage who responded "Done or in progress.")</i>		Have not decided	22	10	712	12	19%	19%	.00
			Do not plan to do	108	52	3,297	51			
			Plan to do	38	19	1,165	19			
			Done or in progress	42	19	1,202	19			
			Total	210	100	6,376	100			
b. Present the results of research, scholarly activities, or creative works off campus at an academic conference, exhibition, or other venue	HON07b <i>(Means indicate the percentage who responded "Done or in progress.")</i>		Have not decided	25	12	833	13	10%	11%	-.04
			Do not plan to do	141	69	3,810	59			
			Plan to do	19	9	990	16			
			Done or in progress	23	10	731	11			
			Total	208	100	6,364	100			
8. How important is each one of the following to you personally?										
a. Making a lot of money	HON08a	1	Not very important	15	7	360	6	3.1	3.3 ***	-.25
		2	Somewhat important	44	21	1,089	17			
		3	Moderately important	82	38	1,997	31			
		4	Pretty important	58	28	2,155	34			
		5	Extremely important	10	6	789	13			
			Total	209	100	6,390	100			
b. Using my creativity to make artistic works or new contributions in a field	HON08b	1	Not very important	30	16	809	13	3.0	3.1	-.08
		2	Somewhat important	36	17	1,245	19			
		3	Moderately important	65	29	1,627	25			
		4	Pretty important	48	24	1,747	27			
		5	Extremely important	28	14	950	15			
			Total	207	100	6,378	100			
c. Making a difference in the world	HON08c	1	Not very important	5	2	176	3	4.0	4.0	-.01
		2	Somewhat important	18	11	481	8			
		3	Moderately important	32	16	1,064	17			
		4	Pretty important	66	31	2,096	32			
		5	Extremely important	88	40	2,559	39			
			Total	209	100	6,376	100			
d. Having a job that reflects my personality, interests, and values	HON08d	1	Not very important	1	0	104	2	4.3	4.3	.00
		2	Somewhat important	6	4	274	5			
		3	Moderately important	18	9	570	10			
		4	Pretty important	82	40	2,135	34			
		5	Extremely important	100	46	3,285	51			
			Total	207	100	6,368	100			
e. Arriving at a personal understanding of the meaning and purpose of life	HON08e	1	Not very important	6	3	296	5	3.9	3.9	-.01
		2	Somewhat important	14	7	468	8			
		3	Moderately important	36	18	1,136	18			
		4	Pretty important	88	42	2,045	31			
		5	Extremely important	64	30	2,427	38			
			Total	208	100	6,372	100			
f. Becoming a leader in the community or in my profession	HON08f	1	Not very important	11	6	351	6	3.5	3.6 *	-.15
		2	Somewhat important	31	15	718	12			
		3	Moderately important	47	23	1,450	23			
		4	Pretty important	80	38	2,028	31			
			Total	169	100	4,547	100			

*p<.05, **p<.01, ***p<.001 (2-tailed); Refer to the endnotes page for the key to triangle symbols.

Seniors

<i>Item wording or description</i>	<i>Variable name</i>	<i>Values^c</i>	<i>Response options</i>	Frequency Distributions^a				Statistical Comparisons^b		
				UNK		Honors Consortium		UNK	Honors Consortium	<i>Effect size^d</i>
				<i>Count</i>	<i>%</i>	<i>Count</i>	<i>%</i>	<i>Mean</i>	<i>Mean</i>	
		5	Extremely important	41	18	1,824	28			
			Total	210	100	6,371	100			

Seniors

Item wording or description	Variable name	Values ^c	Response options	Frequency Distributions ^a				Statistical Comparisons ^b		
				UNK		Honors Consortium		UNK	Honors Consortium	Effect size ^d
				Count	%	Count	%	Mean	Mean	
9. During the current school year, how often do you exercise or get other physical activity that causes noticeable increases in your breathing or heart rate?										
	HON09	1	Less than once a month	22	10	571	9	4.1	4.2	-.04
		2	Once a month	19	9	422	6			
		3	Several times a month	21	9	798	12			
		4	Once a week	36	18	1,006	15			
		5	Several times a week	72	34	2,642	42			
		6	Daily	39	19	945	15			
		Total		209	100	6,384	100			
10. During the current school year, about how often have you...										
a. Felt overwhelmed by all you had to do?	HON10a	1	Never	4	2	128	2	3.1	3.1	-.01
		2	Sometimes	53	27	1,634	28			
		3	Often	72	34	1,976	31			
		4	Very often	80	37	2,647	39			
		Total		209	100	6,385	100			
b. Felt so depressed that it was difficult to function?	HON10b	1	Never	83	41	2,377	38	1.8	2.0 **	-.18
		2	Sometimes	85	41	2,229	34			
		3	Often	25	12	995	15			
		4	Very often	15	7	782	12			
		Total		208	100	6,383	100			
c. Felt so stressed that it affected your personal life or academics?	HON10c	1	Never	36	18	892	15	2.4	2.5	-.11
		2	Sometimes	75	38	2,401	38			
		3	Often	57	26	1,597	24			
		4	Very often	40	18	1,497	23			
		Total		208	100	6,387	100			
d. Felt mentally or emotionally exhausted?	HON10d	1	Never	15	7	428	7	2.7	2.8 *	-.17
		2	Sometimes	79	43	2,056	33			
		3	Often	63	28	1,869	29			
		4	Very often	51	23	2,018	31			
		Total		208	100	6,371	100			
11. Are you in an honors program or honors college at your institution?^j										
	HON11	No		150	73	4,960	78	26%	20% *	.14
	(Means indicate the percentage who responded "Yes.")	Yes		57	26	1,299	20			
		Not applicable, to my knowledge my inst. does not have an honors program or college		3	1	124	2			
		Total		210	100	6,383	100			
12. Did you vote in the Congressional midterm elections in November 2018?^j										
	HON12	No		96	46	2,114	32	50%	63% ***	-.28
	(Means indicate the percentage who responded "Yes.")	Yes		105	50	4,002	63			
		Not sure		3	1	171	3			
		I was not old enough/eligible to vote on November 6, 2018		6	3	113	2			
		Total		210	100	6,400	100			

*p<.05, **p<.01, ***p<.001 (2-tailed); Refer to the endnotes page for the key to triangle symbols.

First-Year Students

Variable name	N	Mean		Standard error ^f		Standard deviation ^g		DF ^h	Sig. ⁱ	Effect size ^d
		UNK	Honors Consortium	UNK	Honors Consortium	UNK	Honors Consortium			
		Comparisons with: Honors Consortium								
HON01a	256	3.24	3.40	.069	.016	1.11	1.12	4,965	.020	-.15
HON01b	253	3.25	3.37	.064	.015	1.03	1.06	4,942	.064	-.12
HON01c	255	2.97	3.15	.062	.015	0.99	1.01	4,956	.004	-.19
HON01d	254	2.77	2.76	.061	.015	0.97	1.05	4,946	.829	.01
HON01e	257	3.45	3.49	.057	.014	0.91	0.94	4,940	.489	-.04
HON02	254	2.39	2.47	.049	.012	0.78	0.84	286	.104	-.10
HON03a	254	4.52	4.43	.099	.023	1.58	1.60	4,927	.360	.06
HON03b	251	4.53	4.51	.101	.023	1.61	1.58	4,914	.829	.01
HON03c	253	5.00	5.10	.101	.022	1.61	1.48	4,919	.305	-.07
HON03d	251	4.92	4.87	.099	.023	1.58	1.56	4,899	.601	.03
HON03e	253	4.94	4.98	.100	.023	1.60	1.55	4,909	.684	-.03
HON04a	247	4.61	4.72	.094	.022	1.47	1.50	4,881	.266	-.07
HON04b	248	4.30	4.65	.096	.022	1.51	1.49	4,892	.000	-.24
HON05a	249	4.29	4.42	.106	.025	1.67	1.73	4,886	.243	-.08
HON05b	248	3.86	3.77	.104	.027	1.63	1.85	282	.398	.05
HON05c	245	4.46	4.53	.081	.021	1.28	1.43	278	.366	-.05
HON05d	248	4.29	4.63	.104	.025	1.63	1.69	4,872	.002	-.21
HON06	245	2.92	3.09	.045	.011	0.70	0.72	4,849	.000	-.24
HON07a ^k	248	.046	.038	.0133	.0028	--	--	--	.521	.04
HON07b ^k	246	.034	.023	.0115	.0022	--	--	--	.256	.07
HON08a	249	3.17	3.49	.062	.015	0.98	1.04	279	.000	-.31
HON08b	247	2.99	3.20	.074	.018	1.16	1.23	277	.005	-.18
HON08c	245	3.96	3.95	.065	.016	1.02	1.06	4,818	.915	.01
HON08d	247	4.32	4.30	.054	.013	0.85	0.89	4,825	.687	.03
HON08e	246	4.06	3.90	.058	.016	0.91	1.10	285	.011	.14
HON08f	247	3.64	3.58	.070	.017	1.11	1.17	276	.405	.05
HON09	248	4.01	4.32	.102	.022	1.61	1.46	270	.003	-.21
HON10a	247	3.06	3.06	.055	.013	0.86	0.86	4,825	.878	.01
HON10b	248	2.02	2.19	.060	.016	0.94	1.06	282	.005	-.17
HON10c	249	2.50	2.60	.061	.015	0.96	1.01	4,824	.156	-.09
HON10d	247	2.82	2.89	.057	.014	0.89	0.93	4,797	.206	-.08
HON11 ^k	249	.392	.212	.0310	.0060	--	--	--	.000	.40
HON12 ^k	251	.331	.466	.0298	.0074	--	--	--	.000	-.28

Seniors





Variable name	N	Mean		Standard error ^f		Standard deviation ^g		DF ^h	Sig. ⁱ	Effect size ^d
		UNK	Honors Consortium	UNK	Honors Consortium	UNK	Honors Consortium			
		Comparisons with: Honors Consortium								
HON01a	211	3.34	3.59	.077	.016	1.12	1.10	5,132	.001	-.23
HON01b	213	3.27	3.44	.069	.015	1.00	1.07	5,132	.025	-.16
HON01c	214	3.16	3.40	.069	.014	1.01	1.01	5,131	.001	-.24
HON01d	213	2.63	2.55	.070	.015	1.02	1.02	5,123	.295	.07
HON01e	213	3.74	3.60	.059	.014	0.86	0.98	236	.021	.15
HON02	214	2.54	2.53	.052	.012	0.76	0.86	237	.885	.01
HON03a	211	4.92	4.73	.094	.024	1.37	1.68	238	.055	.11
HON03b	214	5.09	4.83	.088	.023	1.29	1.63	243	.006	.16
HON03c	214	5.31	5.23	.089	.022	1.30	1.54	240	.368	.05
HON03d	214	5.14	4.97	.090	.024	1.31	1.64	243	.068	.10
HON03e	214	5.46	5.34	.089	.022	1.30	1.54	240	.188	.08
HON04a	213	4.95	4.99	.093	.022	1.36	1.54	236	.713	-.02
HON04b	211	4.79	5.01	.092	.022	1.34	1.54	235	.022	-.14
HON05a	211	4.56	4.23	.109	.027	1.59	1.86	236	.004	.18
HON05b	210	3.80	3.45	.122	.028	1.77	1.97	232	.005	.18
HON05c	210	4.52	4.43	.093	.022	1.35	1.52	233	.354	.06
HON05d	210	4.45	4.75	.119	.027	1.73	1.87	5,062	.021	-.16
HON06	210	3.14	3.15	.046	.010	0.66	0.73	5,048	.791	-.02
HON07a ^k	210	.186	.186	.0269	.0056	--	--	--	.987	.00
HON07b ^k	208	.102	.115	.0210	.0046	--	--	--	.560	-.04
HON08a	209	3.05	3.32	.069	.015	1.00	1.07	229	.000	-.25
HON08b	207	3.02	3.11	.088	.018	1.27	1.26	5,027	.279	-.08
HON08c	209	3.95	3.96	.076	.016	1.09	1.08	5,027	.918	-.01
HON08d	207	4.27	4.27	.058	.013	0.83	0.93	5,014	.983	.00
HON08e	208	3.88	3.89	.071	.017	1.02	1.15	230	.866	-.01
HON08f	210	3.46	3.64	.079	.017	1.14	1.18	5,026	.031	-.15
HON09	209	4.15	4.20	.109	.021	1.57	1.47	5,030	.602	-.04
HON10a	209	3.07	3.07	.058	.013	0.84	0.87	5,032	.929	-.01
HON10b	208	1.84	2.02	.061	.015	0.88	1.01	231	.004	-.18
HON10c	207	2.43	2.54	.068	.014	0.98	1.00	5,033	.117	-.11
HON10d	208	2.66	2.83	.063	.014	0.91	0.95	5,026	.015	-.17
HON11 ^k	210	.256	.198	.0302	.0057	--	--	--	.042	.14
HON12 ^k	210	.495	.632	.0346	.0069	--	--	--	.000	-.28

See the endnotes on the last page of this report.

Endnotes

- a. Column percentages are weighted by institution-reported sex and enrollment status (and institution size for comparison groups). Percentages may not sum to 100 due to rounding. Counts are unweighted; column percentages cannot be replicated from counts.
- b. All statistics are weighted by institution-reported sex and enrollment status (and institution size for comparison groups). Unless otherwise noted, statistical comparisons are two-tailed independent t -tests. Items with categorical response sets are left blank.
- c. These are the values used to calculate means. For the majority of items, these values match the codes in the data file and codebook.
- d. Effect size for independent t -tests uses Cohen's d ; z -tests use Cohen's h .
- e. Statistics are weighted by institution-reported sex and enrollment status (and institution size for comparison groups). Categorical items are not listed.
- f. The 95% confidence interval for the population mean is equal to the sample mean plus or minus 1.96 times the standard error of the mean.
- g. A measure of the amount individual scores deviate from the mean of all the scores in the distribution.
- h. Degrees of freedom used to compute the t -tests. Values differ from N s due to weighting and whether equal variances were assumed.
- i. Statistical comparisons are two-tailed independent t -tests or z -tests. Statistical significance represents the probability that the difference between your students' mean and that of the students in the comparison group is due to chance.
- j. Statistical comparison uses z -test to compare the proportion who responded (depending on the item) "Done or in progress" or "Yes" with all who responded otherwise.
- k. Mean represents the proportion who responded (depending on the item) "Done or in progress" or "Yes."

Key to symbols:

-  **Your students' average** was significantly higher ($p < .05$) with an effect size at least .3 in magnitude.
-  **Your students' average** was significantly higher ($p < .05$) with an effect size less than .3 in magnitude.
-  **Your students' average** was significantly lower ($p < .05$) with an effect size less than .3 in magnitude.
-  **Your students' average** was significantly lower ($p < .05$) with an effect size at least .3 in magnitude.

Note: It is important to interpret the direction of differences relative to item wording and your institutional context.