

IPEDS 2025-26 Data Collection System

IPEDS HELP DESK (877) 225-2568 | ipedshelp@rti.org

OMB NO. 1850-0582 v.33 : Approval Expires 8/31/2027

User ID: P1812153

Cost II 2025-26

Institution: University of Nebraska at Kearney (181215)

User ID: P1812153

Overview

Cost Overview

The purpose of the Cost (CST) component is to collect information on student charges for Cost of Attendance estimates and to calculate an Average Net Price (ANP) for first-time, full-time undergraduate students to meet requirements of the Higher Education Act of 1965 (HEA), as amended. This component also collects information on tuition and fees for other groups of students.

Much of the data reported on CST appear on College Navigator, which is updated only one time after CST data have been reviewed by NCES. Therefore, any data reporting errors may stay on College Navigator for a full year.

Additionally, the ANP calculation has important implications for what students see about your institution, and also for the College Affordability and Transparency Center lists.

Data Reporting Reminder:

- Report data to accurately reflect the time period corresponding with the IPEDS survey component, even if such reporting is seemingly inconsistent with prior-year reporting.

Changes to reporting:

- No changes for the 2025-26 data collection period.

Resources:

- To download the survey materials for this component: [Survey Materials](#)
- To access your prior year data submission for this component: [Reported Data](#)

If you have questions about completing this survey, please contact the IPEDS Help Desk at 1-877-225-2568.

Institution: University of Nebraska at Kearney (181215)

User ID: P1812153

Screening Questions

Data changed on this page cannot be saved and therefore will not be changed in the Winter Collection Periods.**1. Does your institution offer institutionally-controlled housing (on-campus and/or off-campus)?***If you answer Yes to this question, you will be expected to specify a housing capacity, and to report a housing charge or a combined food and housing charge.*

- No
 Yes

Specify housing capacity for academic year 2025-26**2. Are all full-time, first-time degree/certificate-seeking students required to live on campus or in institutionally controlled housing?***This is only a screening question, and your response does not show up on College Navigator.**If you answer Yes to this question, you will not be asked to report off-campus food and housing in the cost of attendance. If you make ANY exceptions to this rule, please answer No so that this does not cause conflicts with the average net price calculation. Misreporting may lead to an inaccurate average net price calculation for your institution.*

- No
 Yes, and we do not make ANY (even one) exceptions to this rule

3. Does your institution charge different tuition rates for in-district, in-state, or out-of-state students?*If you answer Yes to this question, you will be expected to report different tuition amounts for in-district, in-state, and out-of-state students (as applicable).*Only select YES if you charge different tuition by students' residence status. You should not select YES and then report the same tuition rate 3 times.

- No
 Yes, please check all tuition rates charged by your institution
- In-district
 In-state
 Out-of-state

4. Do you offer food or meal plans to your students?*If you answer Yes to this question, you will be expected to report a food charge or combined food and housing charge (C10).*

- No
 Yes - Enter the number of meals per week for the meal plan with the largest number of meals available

 Yes - Number of meals per week can vary (e.g., students charge meals against a meal card)

5. Does your institution charge an application fee?

- No
 Yes - select checkboxes for the student level(s) that have an application fee and report the amount of application fee(s) in Section 1 Part A.
- Undergraduate programs
 Graduate programs (not including Doctor's-Professional practice)

6. For institutions that charge an application fee, can the application fee be waived for applicants that demonstrate financial need?

- No
 Yes (please indicate for which level(s) application fee can be waived)
- Undergraduate programs
 Graduate programs (not including Doctor's-Professional practice)

7. Indicate whether or not your institution participates in a Promise program.

- No
 Yes

8. Indicate whether or not any of the following alternative tuition plans are offered by your institution.

- No
 Yes [Check all that apply]
- Tuition guarantee
 Prepaid tuition plan
 Tuition payment plan
 Other (specify in box below)


9. For the purposes of awarding institutional financial aid, does your institution require asset information from students who qualify for the exemption from asset reporting on the FAFSA form?

- No
 Yes

10. For the purpose of awarding institutional financial aid, does your institution require additional financial information separate from the FAFSA form?

- No
 Yes (please include a website link to where your institution's website explains what additional financial information is required.)

Link URL:

 You may use the box below to provide additional context for the data you have reported above. Context notes will be posted on the College Navigator website. Therefore, you should write all context notes using proper grammar (e.g., complete sentences with punctuation) and common language that can be easily understood by students and parents (e.g., spell out acronyms).


Institution: University of Nebraska at Kearney (181215)


User ID: P1812153

Section 1 - Student Charges: Part A - Application fees

Data changed on this page cannot be saved and therefore will not be changed in the Winter Collection Periods.

If the institution charges an application fee, indicate the amount.

	 Amount	Prior year
Undergraduate application fee	<input type="text" value="45"/>	45
Graduate application fee (not including Doctor's-Professional practice)	<input type="text" value="45"/>	45

 You may use the box below to provide additional context for the data you have reported above. Context notes will be posted on the College Navigator website. Therefore, you should write all context notes using proper grammar (e.g., complete sentences with punctuation) and common language that can be easily understood by students and parents (e.g., spell out acronyms).

Section 1 - Student Charges: Part B - Cost of attendance for full-time, first-time undergraduate students

Reporting Reminders:

- These data will be made available to the public on College Navigator. If your institution participates in any Title IV programs (Federal Pell Grant, Federal Direct Loan, etc.), all information must be reported.
- For current year amounts: Please enter the amounts below.
- For prior year amounts: Please review the amounts below for accuracy and consistency with your institution's records and edit if needed. These data will be made available to the public on College Navigator.
- Estimates of expenses for books and supplies, food and housing, and other expenses are those from the Cost of Attendance report used by the financial aid office in determining financial need.

Charges for full academic year	2022-23	2023-24	2024-25	2025-26		
					1 Tuition Guarantee (check only if applicable to entering students in 2025-26)	Guaranteed increase %
Tuition and required fees:						
In-district						
Tuition	6,220	6,450	6,582	6,844	<input type="checkbox"/>	<input type="text"/>
Required fees	1,764	1,852	2,094	2,078	<input type="checkbox"/>	<input type="text"/>
Tuition + fees total	7,984	8,302	8,676	8,922		
In-state						
Tuition	6,220	6,450	6,582	6,844	<input type="checkbox"/>	<input type="text"/>
Required fees	1,764	1,852	2,094	2,078	<input type="checkbox"/>	<input type="text"/>
Tuition + fees total	7,984	8,302	8,676	8,922		
Out-of-state						
Tuition	12,036	12,418	12,910	13,754	<input type="checkbox"/>	<input type="text"/>
Required fees	1,750	1,842	2,374	2,380	<input type="checkbox"/>	<input type="text"/>
Tuition + fees total	13,786	14,260	15,284	16,134		
Books and supplies	750	770	798	818		
On-campus:						
Food and housing	11,390	11,936	12,198	12,908		
Other expenses	4,724	5,078	5,686	5,820		
Food and housing and other expenses total	16,114	17,014	17,884	18,728		
Off-campus (not with family):						
Food and housing	11,390	11,936	12,198	12,908		
Other expenses	4,724	5,078	5,686	5,820		
Food and housing and other expenses total	16,114	17,014	17,884	18,728		
Off-campus (with family):						
Food and housing	<input type="text"/>	<input type="text"/>	6,194	6,684	<input checked="" type="checkbox"/>	
Other expenses	4,724	5,078	5,686	5,820		
Food and housing and other expenses total	4,724	5,078	11,880	12,504		

You may use the box below to provide additional context for the data you have reported above. Context notes will be posted on the College Navigator website. Therefore, you should write all context notes using proper grammar (e.g., complete sentences with punctuation) and common language that can be easily understood by students and parents (e.g., spell out acronyms).

- Non-applicable
- The Cost of Attendance varies by program.
- The Cost of Attendance or tuition and fee methodology changed from last year.
- We allow special Cost of Attendance allowance additions for some programs and student categories.
- Cost of Attendance updates are based on a recent (prior or current year) cost survey.
- Tuition and fees, and Cost of Attendance components vary by campus location.
- This is a U.S. Service Academy. All costs are covered, and students receive a stipend in exchange for a U.S. Armed Forces service commitment.
- First-year students must live on campus.

- The Tuition and Fees includes the estimated cost of a computer required for all students.
- The Tuition and Fees includes the cost of books and supplies.
- The Books and Supplies includes the estimated cost of a computer required for all students.
- The Cost of Attendance (COA) is based on a weighted average of student living arrangement categories while enrolled.
- The Cost of Attendance (COA) is based on a weighted average of costs for all students across Title IV eligible programs.

Other

Institution: University of Nebraska at Kearney (181215)


User ID: P1812153

Section 1 - Student Charges: Part C - Tuition and Required Fees by Level (Undergraduate and Graduate [not including Doctor's-Professional practice])

Data changed on this page cannot be saved and therefore will not be changed in the Winter Collection Periods.

When reporting for graduate students, **do not include** tuition for Doctor's-Professional students. This will be collected separately.

Average tuition and required fees to all students in each category for the full academic year 2025-26 should be included (not just first-time, full-time undergraduate students).						
Undergraduate students (all)	In-district	Prior year	In-state	Prior year	Out-of-state	Prior year
Full-time						
Tuition	7,020	6,690	7,020	6,690	<input checked="" type="checkbox"/> 15,330	14,610
Required fees	2,124	1,874	2,124	1,874	<input checked="" type="checkbox"/> 2,124	1,874
Part-time						
Tuition (per credit hour charges)	234	223	234	223	511	487
Required fees	1,572	1,432	1,572	1,432	1,572	1,432
Graduate students (not including Doctor's-Professional practice)	In-district	Prior year	In-state	Prior year	Out-of-state	Prior year
Full-time						
Tuition	6,984	6,648	6,984	6,648	15,366	14,616
Required fees	1,614	1,458	1,614	1,458	1,614	1,458
Part-time						
Tuition (per credit hour charges)	291	277	291	277	639	609
Required fees	1,335	1,227	1,335	1,227	1,335	1,227

 You may use the box below to provide additional context for the data you have reported above. Context notes will be posted on the College Navigator website. Therefore, you should write all context notes using proper grammar (e.g., complete sentences with punctuation) and common language that can be easily understood by students and parents (e.g., spell out acronyms).


Institution: University of Nebraska at Kearney (181215)

User ID: P1812153

Section 1 - Student Charges: Part E - Food and Housing

Data changed on this page cannot be saved and therefore will not be changed in the Winter Collection Periods.

What are the typical food and housing charges for a student for the full academic year 2025-26? <i>If your institution offers food or housing at no charge to students, enter zero.</i> <i>If you report food and housing separately, leave the combined charge blank. If you report a combined charge, leave the food and housing charges blank.</i>		
Food and Housing charges	Amount	Prior year
i Housing charge (Double occupancy)	<input type="text" value="6,450"/>	6,236
i Food charge (Maximum plan)	<input type="text" value="5,844"/>	5,674
Combined food and housing charge (Answer only if you CANNOT separate food and housing charges.)	<input type="text" value="N/A"/>	

 You may use the box below to provide additional context for the data you have reported above. Context notes will be posted on the College Navigator website. Therefore, you should write all context notes using proper grammar (e.g., complete sentences with punctuation) and common language that can be easily understood by students and parents (e.g., spell out acronyms).

Institution: University of Nebraska at Kearney (181215)

User ID: P1812153

Section 2 - Financial Aid Data : Part A - Establish Your Student Counts

Part A - Establish Your Student Counts

Instructions:

In the fields below, report the number of full-time, first-time degree/certificate-seeking undergraduate students enrolled in Fall 2024.

Reporting Reminders:

- Part A establishes student counts.
- The numbers on this screen are carried forward to other parts of the Cost survey component and checked for consistency with data reported in other survey components.

		CURRENT REPORTED DATA	PRIOR REPORTED DATA
		Fall 2024	Fall 2023
01	All full-time, first-time degree/certificate-seeking undergraduate students	<input type="text" value="868"/>	898
02	Of those on line 01, those (paying the lower of in-state or in-district tuition rate) who were awarded grant or scholarship aid from the federal government, state/local government, or the institution	<input type="text" value="711"/>	706
03	Of those on line 01, those (paying the lower of in-state or in-district tuition rate) who were awarded any <u>Title IV federal student aid</u>	<input type="text" value="522"/>	516

Institution: University of Nebraska at Kearney (181215)

User ID: P1812153

Section 2 - Financial Aid Data: Part B - full-time, first-time degree/certificate-seeking undergraduate students

Part B – Number of full-time, first-time degree/certificate-seeking undergraduate students paying different tuition rates

Instructions:

- In the fields below, report the number of full-time, first-time degree/certificate-seeking undergraduate students enrolled in Fall 2024 paying the lower of in-state or in-district tuition rate. If your institution does not offer different rates, report all students as paying in-state tuition rates.

Information from Part A		Fall 2024		
01	Full-time, first-time degree/certificate-seeking undergraduate students (This number is carried forward from Part A, Line 01)	868		
Full-time, first-time students:		YOUR CURRENT YEAR DATA		YOUR PRIOR YEAR DATA
		Fall 2024		Fall 2023
		Number of students	Percentage of students	Percentage of students
02	<u>paying in-district tuition rates</u>	<input type="text" value="0"/>	0	0
03	<u>paying in-state tuition rates</u>	<input type="text" value="753"/>	87	87
04	<u>paying out-of-state tuition rates</u>	<input type="text" value="115"/>	13	13
05	Unknown (calculated value) This value is calculated using the following formula: [Line 01-(Line 02 +Line 03 +Line 04)]	0	0	0

Institution: University of Nebraska at Kearney (181215)

User ID: P1812153


Section 2 - Financial Aid Data: Part C - full-time, first-time degree/certificate-seeking undergraduate students Awarded Grant & Scholarship Aid

Part C - Enter information about full-time, first-time degree/certificate-seeking undergraduate students paying the lower of in-state or in-district tuition rate who were awarded grant or scholarship aid from the following sources: the federal government, state/local government, or the institution

Reporting Reminders:

- **The information you report in this part will be used in Section 3 to calculate an institutional average net price (ANP)**
- Do not include students who received HEERF grants only.
- For this part, report:
 - **Students:** Full-time, first-time degree/certificate-seeking undergraduate students enrolled in Fall 2024 for the 2024-25 academic year as defined by the institution paying the lower of in-state or in-district tuition rate who were awarded grant or scholarship aid from the following sources: the federal government, state/local government, or the institution (Do not include students awarded only grant or scholarship aid from private or other sources, or students awarded only non-grant aid)
 - **Aid Types:** Grant or scholarship aid from the federal government, state/local government, and/or the institution. (Do not include grant or scholarship aid from private or other sources, parent PLUS loans, federal student loans, private loans, HEERF grants, and/or Federal Work Study amounts)
 - **Award period:** Any time during academic year 2024-25, including cross-over financial aid award periods assigned to the 2024-25 academic year.

Information from Part A:		PRIOR REPORTED DATA Fall 2022	PRIOR REPORTED DATA Fall 2023	CURRENT REPORTED DATA Fall 2024
01	Full-time, first-time degree/certificate-seeking undergraduate students paying the lower of in-state or in-district tuition rate who were awarded grant or scholarship aid from the following sources: the federal government, state/local government, or the institution (This number is carried forward from Part A, Line 02)	635	706	711
Report the number of these students from Part A, Line 02 with the following living arrangements:		PRIOR REPORTED DATA Fall 2022	PRIOR REPORTED DATA Fall 2023	CURRENT REPORTED DATA Fall 2024
02	<u>On-campus</u>	550	605	610
03	<u>Off-campus (with family)</u>	19	13	11
04	<u>Off-campus (not with family)</u>	32	41 <input checked="" type="checkbox"/>	90
05	Unknown (calculated) This value is calculated using the following formula: Line 01 - (Line 02 +Line 03 +Line 04)	34	47	0
06	Report the total amount of grant or scholarship aid from the federal government, state/local government, or the institution awarded to these students. Do not include HEERF grants.	Award period 2022-23	Award period 2023-24	Award period 2024-25
		5,231,535	6,752,328	5,843,324
07	Average grant or scholarship aid from the federal government, state/local government, or the institution awarded to full-time, first-time degree/certificate undergraduate students (calculated value). This value is calculated using the following formula: Line 06/Line 01	8,239	9,564	8,218

 You may use the box below to provide additional context for the data you have reported above. Context notes will be posted on the College Navigator website. Therefore, you should write all context notes using proper grammar (e.g., complete sentences with punctuation) and common language that can be easily understood by students and parents (e.g., spell out acronyms).

Institution: University of Nebraska at Kearney (181215)

User ID: P1812153

Section 2 - Financial Aid Data: Part D - full-time, first-time degree/certificate-seeking undergraduate students Awarded Title IV Aid

Full-time, first-time degree/certificate-seeking undergraduate students paying the lower of in-state or in-district tuition rate awarded any Title IV federal student aid.

Reporting Reminders:

- The information you report in this part will be used in Section 3 to calculate an institutional average net price (ANP) by income level.
- Do not include students who received HEERF grants only.
- For this part, report:
 - **Students:** Full-time, first-time degree/certificate-seeking undergraduate students enrolled Fall 2024 for the 2024-25 academic year as defined by the institution paying the lower of in-state or in-district tuition rate who were awarded any Title IV federal student aid


Information from Part A:		PRIOR REPORTED DATA Fall 2022	PRIOR REPORTED DATA Fall 2023	CURRENT REPORTED DATA Fall 2024
01	Full-time, first-time degree/certificate-seeking undergraduate students paying the lower of in-state or in-district tuition rate who were awarded any Title IV federal student aid (This number is carried forward from Part A, Line 03) Report the number of these students with the following living arrangements:	460	516	522
Report the number of these students from Part A, Line 01 with the following living arrangements:		PRIOR REPORTED DATA Fall 2022	PRIOR REPORTED DATA Fall 2023	CURRENT REPORTED DATA Fall 2024
		2022-23	2023-24	2024-25
02	On-campus	415	477	450
03	Off-campus (with family)	16	12	6
04	Off-campus (not with family)	29	27	<input checked="" type="checkbox"/> 66
05	Unknown (calculated) This value is calculated using the formula: [Line 01 - (Line 02 + Line 03 + Line 04)]	0	0	0

Full-Time, First-Time Degree/Certificate Undergraduates Awarded Title IV Aid				
	Number of students awarded any Title IV aid	Of those in Column 1, the number awarded any grant or scholarship aid from the following sources: the federal government, state/local government, or the institution	For those in Column 1, the total amount of grant or scholarship aid awarded from the following sources: the federal government, state/local government, or the institution	i Average amount of federal, state/local, and institutional grant or scholarship aid awarded to students in Column 1
2022-23				
Income level	Col. 1	Col. 2	Col. 3	Col. 4
01	\$0-30,000	92	92	1,036,342
02	\$30,001-48,000	68	68	736,132
03	\$48,001-75,000	89	88	881,375
04	\$75,001-110,000	104	96	611,223
05	\$110,001 and more	107	80	398,173
06	Total all income levels	460	424	3,663,245

	Number of students awarded any Title IV aid	Of those in Column 1, the number awarded any grant or scholarship aid from the following sources: the federal government, state/local government, or the institution	For those in Column 1, the total amount of grant or scholarship aid awarded from the following sources: the federal government, state/local government, or the institution	i Average amount of federal, state/local, and institutional grant or scholarship aid awarded to students in Column 1
2023-24				
Income level	Col. 1	Col. 2	Col. 3	Col. 4
01	\$0-30,000	108	108	1,376,086
02	\$30,001-48,000	56	56	697,626
03	\$48,001-75,000	113	113	1,272,438
04	\$75,001-110,000	91	90	828,526
05	\$110,001 and more	148	117	761,327
06	Total all income levels	516	484	<input checked="" type="checkbox"/> 4,936,003

	Number of students awarded any Title IV aid	Of those in Column 1, the number awarded any grant or scholarship aid from the following sources: the	For those in Column 1, the total amount of grant or scholarship aid awarded from the following sources:	i Average amount of federal, state/local, and institutional grant or
--	---	---	---	---

		federal government, state/local government, or the institution		the federal government, state/local government, or the institution		scholarship aid awarded to students in Column 1			
2024-25									
Income level		Col. 1		Col. 2		Col. 3		Col. 4	
01	\$0-30,000		<input type="text" value="105"/>		<input type="text" value="105"/>		<input type="text" value="1,195,764"/>	<input checked="" type="checkbox"/>	11,388
02	\$30,001-48,000		<input type="text" value="68"/>		<input type="text" value="68"/>		<input type="text" value="802,351"/>		11,799
03	\$48,001-75,000		<input type="text" value="110"/>		<input type="text" value="110"/>		<input type="text" value="1,275,070"/>		11,592
04	\$75,001-110,000		<input type="text" value="103"/>		<input type="text" value="103"/>		<input type="text" value="861,082"/>		8,360
05	\$110,001 and more		<input type="text" value="136"/>		<input type="text" value="117"/>		<input type="text" value="734,281"/>		5,399
06	Total all income levels		522		503		4,868,548		9,327

 You may use the box below to provide additional context for the data you have reported above. Context notes will be posted on the College Navigator website. Therefore, you should write all context notes using proper grammar (e.g., complete sentences with punctuation) and common language that can be easily understood by students and parents (e.g., spell out acronyms).

Institution: University of Nebraska at Kearney (181215)

User ID: P1812153

Section 3 - Average Net Price: Part A - Net Price for full-time, first-time degree/certificate-seeking undergraduate students Awarded Grant & Scholarship Aid

Part A – Average net price calculation for full-time, first-time degree/certificate-seeking undergraduate students paying the lower of in-state or in-district tuition rate awarded grant or scholarship aid from the federal government, state/local government, or the institution

Note:

- The following average net price (ANP) values are calculated by the IPEDS Data Collection System and based on Cost of Attendance (COA) and selected financial aid information reported in Sections 1 and 2, respectively, of the Cost survey component. For more information about the data your institution reported in Sections 1 and 2, please contact your institution's IPEDS Keyholder.

Cost of attendance components			PRIOR REPORTED DATA	PRIOR REPORTED DATA	CURRENT REPORTED DATA
			2022-23	2023-24	2024-25
01	Tuition and required fees (lower of in-state or in-district tuition rate)		7,984	8,302	8,676
02	Books and supplies		750	770	798
Food and housing and other expenses by living arrangement					
03	On-campus		16,114	17,014	17,884
04	Off-campus (with family)		4,724	5,078	11,880
05	Off-campus (not with family)		16,114	17,014	17,884
Number of these students by living arrangement			PRIOR REPORTED DATA	PRIOR REPORTED DATA	CURRENT REPORTED DATA
			2022-23	2023-24	2024-25
06	On-campus		550	605	610
07	Off-campus (with family)		19	13	11
08	Off-campus (not with family)		32	41	90
09	Unknown		34	47	0
10	Weighted average for food and housing and other expenses by number of students for each living arrangement (excluding unknown values) See instructions for the formula for this calculation		15,754	16,779	17,791
11	Total cost of attendance This value is calculated using the following formula: [Line 01 + Line 02 + Line 10]		24,488	25,851	27,265
12	Average amount of grant or scholarship aid awarded to these students from the following sources: the federal government, state/local government, and the institution		8,239	9,564	8,218
13	Average institutional net price for these students This value is calculated using the following formula: [Line 11 - Line 12]		16,249	16,287	19,047
As required by the <i>Higher Education Act of 1965, as amended</i> , these amounts will be posted on the U.S. Department of Education's College Navigator website and used in the U.S. Department of Education's College Affordability and Transparency Lists.					

You may use the box below to provide additional context for the data you have reported above. Context notes will be posted on the College Navigator website. Therefore, you should write all context notes using proper grammar (e.g., complete sentences with punctuation) and common language that can be easily understood by students and parents (e.g., spell out acronyms).

Institution: University of Nebraska at Kearney (181215)

User ID: P1812153

Section 3 - Average Net Price: Part B - Net Price for full-time, first-time degree/certificate-seeking undergraduate students Awarded Title IV Aid

Net Price Calculation for Full-time, first-time degree/certificate-seeking undergraduate students awarded any Title IV federal student aid.

Note:

- The following average net price (ANP) values are calculated by the IPEDS Data Collection System and based on Cost of Attendance (COA) and selected financial aid information reported in Sections 1 and 2, respectively, of the Cost survey component. For more information about the data your institution reported in Sections 1 and 2, please contact your institution's IPEDS Keyholder.

Cost of attendance of components		PRIOR REPORTED DATA	PRIOR REPORTED DATA	CURRENT REPORTED DATA
		2022-23	2023-24	2024-25
01	Tuition and required fees (lower of in-state or in-district tuition rate)	7,984	8,302	8,676
02	Books and supplies	750	770	798
Food and housing and other expenses by living arrangement				
03	On-campus	16,114	17,014	17,884
04	Off-campus (with family)	4,724	5,078	11,880
05	Off-campus (not with family)	16,114	17,014	17,884
Number of these students by living arrangement		PRIOR REPORTED DATA 2022-23	PRIOR REPORTED DATA 2023-24	CURRENT REPORTED DATA 2024-25
06	On-campus	415	477	450
07	Off-campus (with family)	16	12	6
08	Off-campus (not with family)	29	27	66
09	Unknown	0	0	0
10	Weighted average for food and housing and other expenses by number of students for each living arrangement (excluding unknown values) See instructions for the formula for this calculation	15,718	16,736	17,815
11	Total cost of attendance This value is calculated using the following formula: [G01+G02+G10]	24,452	25,808	27,289
12	Average amount of grant or scholarship aid awarded to these students from the following sources: the federal government, state/local government, and the institution			
13	\$0-30,000	11,265	12,742	11,388
14	\$30,001-48,000	10,825	12,458	11,799
15	\$48,001-75,000	9,903	11,261	11,592
16	\$75,001-110,000	5,877	9,105	8,360
17	\$110,001 and more	3,721	5,144	5,399
18	Total all income levels	7,964	9,566	9,327
Average institutional net price for full-time, first-time degree/certificate-seeking undergraduate students (paying the lower of in-state or in-district tuition rate) who were awarded any Title IV federal student aid by income level. This value is calculated using the following formula: [Line 11-(Line 13 through 18, respectively)]				
19	\$0-30,000	13,187	13,066	15,901
20	\$30,001-48,000	13,627	13,350	15,490
21	\$48,001-75,000	14,549	14,547	15,697
22	\$75,001-110,000	18,575	16,703	18,929
23	\$110,001 and more	20,731	20,664	21,890
24	Total all income levels	16,488	16,242	17,962
As required by the Higher Education Act of 1965, as amended, these amounts will be posted on the U.S. Department of Education's College Navigator website.				

You may use the box below to provide additional context for the data you have reported above. Context notes will be posted on the College Navigator website. Therefore, you should write all context notes using proper grammar (e.g., complete sentences with punctuation) and common language that can be easily understood by students and parents (e.g., spell out acronyms).



Institution: University of Nebraska at Kearney (181215)

User ID: P1812153

Prepared by

Prepared by

Reporting Reminders:

- The name of the preparer is being collected so that we can follow up with the appropriate person in the event that there are questions concerning the data.
- The Keyholder will be copied on all email correspondence to other preparers.
- The time it took to prepare this component is being collected so that we can continue to improve our estimate of the reporting burden associated with IPEDS.
- Please include in your estimate the time it took for you to review instructions, query and search data sources, complete and review the component, and submit the data through the Data Collection System.
- Thank you for your assistance.

This survey component was prepared by:

<input type="radio"/>	Keyholder	<input type="radio"/>	SFA Contact	<input type="radio"/>	HR Contact
<input type="radio"/>	Finance Contact	<input type="radio"/>	Other		
Name: <input type="text" value="Keri Treadway"/>					
Email: <input type="text" value="treadwayka@unk.edu"/>					

How many staff from your institution only were involved in the data collection and reporting process of this survey component?

Number of Staff (including yourself)

How many hours did you and others from your institution only spend on each of the steps below when responding to this survey component?
Exclude the hours spent collecting data for state and other reporting purposes.

Staff member	Collecting Data Needed	Revising Data to Match IPEDS Requirements	Entering Data	Revising and Locking Data
Your office	<input type="text" value="16.00"/> hours	<input type="text" value="2.00"/> hours	<input type="text" value="1.00"/> hours	<input type="text" value="1.00"/> hours
Other offices	<input type="text" value="8.00"/> hours	<input type="text" value="8.00"/> hours	<input type="text" value="0.00"/> hours	<input type="text" value="2.00"/> hours

Summary

Cost I Component Summary

The purpose of this summary is to provide you an opportunity to view some of the data that, when accepted through the IPEDS quality control process, will appear on the [College Navigator](#) website and/or your institution's Data Feedback Report (DFR). In addition, all data reported in IPEDS survey components become publicly available through the [IPEDS Use the Data](#) and appear as aggregated statistics in various Department of Education reports. [College Navigator](#) is updated approximately three months after the data collection period closes and DFRs will be available through the [IPEDS Use the Data](#).

Please review your data for accuracy. If you have questions about the data displayed below or after reviewing the data reported on the survey screens, please contact the IPEDS Help Desk at: 1-877-225-2568 or ipeds-help@rti.org.

GENERAL INFORMATION	
Reporter Type	Academic
Calendar System	Semester Postsecondary awards, certificates, or diplomas of 300-899 clock hours...
Award Levels Offered	Bachelor's degree Postbaccalaureate certificate Master's degree Post-master's certificate Full-time Undergraduate
Levels of Enrollment Offered	Full-time First-time, degree/certificate-seeking Undergraduate Full-time Graduate (not including doctor's professional) Part-time Undergraduate Part-time First-time, degree/certificate-seeking Undergraduate Part-time Graduate (not including doctor's professional)
System	University of Nebraska

PRICING INFORMATION					
Alternative Tuition Plans		Tuition payment plan			
Promise program		Yes			
Full-time Undergraduate Tuition and Fees					
	Average full-time undergraduate student tuition and fees for academic year 2025-26	Tuition		Fees	
	In-state	7,020		2,124	
	Out-of-state	15,330		2,124	
Full-time Graduate Tuition and Fees					
	Average full-time graduate student tuition and fees for academic year 2025-26	Tuition		Fees	
	In-state	6,984		1,614	
	Out-of-state	15,366		1,614	
First-time, Full-time Undergraduate Cost of Attendance					
	Estimated expenses for academic year	2022-23	2023-24	2024-25	2025-26
	In-state tuition and fees	7,984	8,302	8,676	8,922
	Out-of-state tuition and fees	13,786	14,260	15,284	16,134
	Books and supplies	750	770	798	818
	On-campus food and housing	11,390	11,936	12,198	12,908
	On-campus other expenses	4,724	5,078	5,686	5,820
	Off-campus food and housing	11,390	11,936	12,198	12,908
	Off-campus other expenses	4,724	5,078	5,686	5,820
	Off-campus with family food and housing			6,194	6,684
	Off-campus with family other expenses	4,724	5,078	5,686	5,820

Average Net Price			
	2022-23	2023-24	2024-25
Average institutional net price for Full-time, first-time degree/certificate-seeking undergraduate students paying the lower of in-state or in-district tuition rate for public institutions who were awarded grant or scholarship aid from the federal government, state/local government, or the institution	16,249	16,287	19,047
Average institutional net price for full-time, first-time degree/certificate-seeking undergraduate students paying the lower of in-state or in-district tuition rate for public institutions who were awarded any Title IV federal student aid by income level.			

	\$0-30,000	13,187	13,066	15,901
	\$30,001-48,000	13,627	13,350	15,490
	\$48,001-75,000	14,549	14,547	15,697
	\$75,001-110,000	18,575	16,703	18,929
	\$110,001 and more	20,731	20,664	21,890
	Total all income levels	16,488	16,242	17,962

Edit Report

Cost II

Source	Description	Severity	Resolved	Options
Screen: Section 1 - Student Charges: Part B - Cost of attendance for full-time, first-time undergraduate students				
Screen Entry	For students living Off-Campus (with family), any charges reported for food and housing are expected to be small, as it is assumed that students living at home with parents will be responsible for minimal food and housing costs. Please review your student financial aid budget(s), and if this amount is determined to be correct, please provide an explanation for the value reported. Otherwise, please revise your data. (Error #11564)	Explanation	Yes	
Reason	Cost estimations are adjusted annually for inflationary increases and every three years from student survey data. In addition to inflation adjustment, recent student surveys indicate cost estimations needed to increase further to reflect actual student expenses.			
Screen: Section 1 - Student Charges: Part C - Tuition and Required Fees by Level (Undergraduate and Graduate [not including Doctor's-Professional practice])				
Perform Edits	The amount(13,754) entered for tuition on the Section 1 - Part B - Cost of Attendance screen is expected to be within 10%(13,797 and 16,863) of the amount entered for tuition on the Section 1 - Part C - Undergraduate Student Charges screen. Please correct your data or explain the discrepancy. (Error #11221)	Explanation	Yes	
Reason	The tuition increase estimate was slightly lower than the actual tuition increase approved after estimations were published.			
Related Screens	Part B - Cost of Attendance for FTFTUG, Part C - Tuition and Required Fees for UG and G			
Perform Edits	The amount (2,380) entered for required fees on the Section 1 - Part B - Cost of Attendance screen is expected to be within 10% of the amount entered for required fees on the Section 1 - Part C - Undergraduate Student Charges screen (2,124). Please correct your data or explain the discrepancy between the two amounts reported. (Error #11225)	Explanation	Yes	
Reason	The fees increase estimate was slightly higher than the actual fees increase by using an average of all student fees.			
Related Screens	Part B - Cost of Attendance for FTFTUG, Part C - Tuition and Required Fees for UG and G			
Screen: Section 2 - Financial Aid Data: Part C - full-time, first-time degree/certificate-seeking undergraduate students Awarded Grant & Scholarship Aid				
Screen Entry	The number entered is outside the expected range of between 29 and 53 when compared with the prior year value. Please correct your data or explain. (Error #7169)	Explanation	Yes	
Reason	Because of changes in housing designation on the FAFSA in 2024-25, our method for counting students in these categories changed and impacted headcounts in the off-campus (not with family) category.			
Screen: Section 2 - Financial Aid Data: Part D - full-time, first-time degree/certificate-seeking undergraduate students Awarded Title IV Aid				
Screen Entry	The number entered is outside the expected range of between 19 and 35 when compared with the prior year value. Please correct your data or explain. (Error #7169)	Explanation	Yes	
Reason	Because of changes in housing designation on the FAFSA in 2024-25, our method for counting students in these categories changed and impacted headcounts in the off-campus (not with family) category.			
Screen Entry	The calculated average amount of grant or scholarship aid awarded to FTFT awarded Title IV Aid students from the federal government, state/local government, or the institution for this income level is smaller than expected in comparison with the other income levels. Please check the values reported for the number of these students who were awarded any Title IV aid (Col. 1) and the total amount of grant or scholarship aid awarded to them (Col. 3) and correct your data or explain the discrepancy. (Error #7317)	Explanation	Yes	
Reason	Financial Aid Need-Based packaging strategy changed between 2023-2024 and 2024-2025. Also, there were less overall financial aid dollars to allocate.			
Screen Entry	The total amount of grant or scholarship aid awarded to FTFT awarded Title IV Aid students from the federal government, state/local government, or the institution across all income levels is outside the expected range of between 2,747,434 and 4,579,056 based on the prior year value. Please correct your data or explain. (Error #7332) This edit and explanation were retained from the prior year (for reference) and do not need to be re-explained in the current year edit report.	Explanation	Yes	
Reason	The University of Nebraska implemented a new Freshman Merit Scholarship strategy Fall 2023 which saw a significant increase in the number and award amount of scholarships to our incoming class. Furthermore, a comparison of the federal Pell Grant between years also showed an increase in Fall 2023 by approximately 23%.			