

# IPEDS 2025-26 Data Collection System

IPEDS HELP DESK (877) 225-2568 | [ipedshelp@rti.org](mailto:ipedshelp@rti.org)  
OMB NO. 1850-0582 v.33 : Approval Expires 8/31/2027  
User ID: P1812153

## 12-month Enrollment 2025-26

Institution: University of Nebraska at Kearney (181215)

User ID: P1812153

### Overview

#### 12-month Enrollment Overview

The 12-month Enrollment survey component collects unduplicated student enrollment counts and instructional activity data for an entire 12-month period. Using the instructional activity data reported, a full-time equivalent (FTE) student enrollment at the undergraduate and graduate level is estimated (4-year institutions only). Institutions with Doctor's - professional practice students will also report the FTE enrollment of those students (4-year institutions only). NCES uses the FTE enrollment to produce indicators such as expenses by function per FTE as reported in the IPEDS Data Feedback Report.

#### Data Reporting Reminder:

- All institutions must use the July 1 - June 30 reporting period.
- Report data to accurately reflect the time period corresponding with the IPEDS survey component, even if such reporting is seemingly inconsistent with prior-year reporting.

#### Changes in reporting

The following changes were implemented for the 2025-26 data collection period:

- Removed question collecting student headcounts of Another Gender.
- Revised "gender" to "sex" where applicable. Revised "men" to "male" and "women" to "female" where applicable.

#### Resources:

- To download the survey materials for this component: [Survey Materials](#)
- To access your prior year data submission for this component: [Reported Data](#)

If you have questions about completing this survey, please contact the IPEDS Help Desk at 1-877-225-2568.


Institution: University of Nebraska at Kearney (181215)

User ID: P1812153

## 12-month Enrollment Screening Questions

1. Which instructional activity units will you use to report undergraduate instructional activity?

- Undergraduate instructional activity data in Part B may be reported in units of clock hours or credit hours.
  - Please note that any graduate level instructional activity must be reported in credit hours. (4-year institutions only)
- Clock hours
- Credit hours
- Both clock and credit hours (some undergraduate programs measured in clock hours and some measured in credit hours)

 You may use the box below to provide additional context for the data you have reported above. Context notes will be posted on the College Navigator website. Therefore, you should write all context notes using proper grammar (e.g., complete sentences with punctuation) and common language that can be easily understood by students and parents (e.g., spell out acronyms).

## 2. Did your institution enroll high school students in college courses for credit during the 12-month Enrollment (E12) reporting period of July 1, 2024 - June 30, 2025?

If you answer **Yes** to this question, you will be able to report the unduplicated count of high school students enrolled in college courses for credit on Part C of the 12-month Enrollment (E12) survey component.

- Yes.
- Within a dual enrollment program.
  - Outside a dual enrollment program.
- No

**Note:**

**Within a dual enrollment program** is defined as within an organized system with special guidelines that allows high school students to take college-level courses. The guidelines might have to do with entrance or eligibility requirements, funding, limits on course taking, etc.

**Outside a dual enrollment program** is defined as high school students who simply enroll in credit courses through your institution, and are treated as regularly enrolled college students.

Institution: University of Nebraska at Kearney (181215)

User ID: P1812153

## Part A - Unduplicated Count for Full-time Undergraduate Students

## 12-month Unduplicated Count by Race/Ethnicity and Sex - Full-time Undergraduate Students

July 1, 2024 – June 30, 2025

## Reporting Reminders:

- The 12-month unduplicated count must be equal or greater than the corresponding prior year fall enrollment.
- Report Hispanic/Latino individuals of any race as Hispanic/Latino
- Report race for non-Hispanic/Latino individuals only
- Even though Teacher Preparation certificate programs may require a bachelor's degree for admission, they are considered subbaccalaureate undergraduate programs, and students in these programs are undergraduate students.

## Male

Students enrolled for credit	Degree/certificate-seeking				Non-degree/ non-certificate-seeking	Total, Full-time undergraduate students
	First-time	Transfer-in	Continuing/ Returning	Total degree/ certificate-seeking		
U.S. Nonresident	19	6	66	91	24	115
Hispanic/Latino	49	18	153	220		220
American Indian or Alaska Native	2		4	6		6
Asian	3		7	10		10
Black or African American	13	19	41	73		73
Native Hawaiian or Other Pacific Islander	1		6	7		7
White	257	79	707	1,043		1,043
Two or more races	11	6	31	48		48
Race and ethnicity unknown	3		4	7		7
<b>Total male</b>	<b>358</b>	<b>128</b>	<b>1,019</b>	<b>1,505</b>	<b>24</b>	<b>1,529</b>
Total male prior year	370	150	944	1,464	8	1,472

## Female

Students enrolled for credit	Degree/certificate-seeking				Non-degree/ non-certificate-seeking	Total, Full-time undergraduate students
	First-time	Transfer-in	Continuing/ Returning	Total degree/ certificate-seeking		
U.S. Nonresident	9	9	65	83	48	131
Hispanic/Latino	84	32	250	366		366
American Indian or Alaska Native	1	1	2	4		4
Asian	5	4	14	23		23
Black or African American	10	2	27	39		39
Native Hawaiian or Other Pacific Islander			1	1		1
White	408	146	1,165	1,719		1,719
Two or more races	16	7	33	56		56
Race and ethnicity unknown		2	4	6		6
<b>Total female</b>	<b>533</b>	<b>203</b>	<b>1,561</b>	<b>2,297</b>	<b>48</b>	<b>2,345</b>
Total female prior year	557	195	1,621	2,373	28	2,401

<b>Grand total (2024-25)</b>	<b>891</b>	<b>331</b>	<b>2,580</b>	<b>3,802</b>	<b>72</b>	<b>3,874</b>
Prior year data:						
Grand total (male+female) prior year	927	345	2,565	3,837	36	3,873
Total Full-time undergraduate enrollment Fall 2024 NOTE: Grand total (2024-25) calculated above is expected to be greater than total Full-time undergraduate enrollment Fall 2024.	868	226	2,536	3,630	69	3,699

Part A - Unduplicated Count for Part-time Undergraduate Students

12-month Unduplicated Count by Race/Ethnicity and Sex - Part-time Undergraduate Students

July 1, 2024 – June 30, 2025

Reporting Reminders:

- The 12-month unduplicated count must be equal or greater than the corresponding prior year fall enrollment.
- Report Hispanic/Latino individuals of any race as Hispanic/Latino
- Report race for non-Hispanic/Latino individuals only
- Even though Teacher Preparation certificate programs may require a bachelor's degree for admission, they are considered subbaccalaureate undergraduate programs, and students in these programs are undergraduate students.

Male

Students enrolled for credit	Degree/certificate-seeking				Non-degree/ non-certificate-seeking	Total, Part-time undergraduate students
	First-time	Transfer-in	Continuing/ Returning	Total degree/ certificate-seeking		
U.S. Nonresident	1	1	4	6	20	26
Hispanic/Latino	3	4	26	33	2	35
American Indian or Alaska Native			1	1		1
Asian			1	1		1
Black or African American	5	1	8	14		14
Native Hawaiian or Other Pacific Islander				0	1	1
White	9	17	97	123	26	149
Two or more races	1	1	6	8	1	9
Race and ethnicity unknown				0	2	2
<b>Total male</b>	<b>19</b>	<b>24</b>	<b>143</b>	<b>186</b>	<b>52</b>	<b>238</b>
Total male prior year	11	32	158	201	66	267

Female

Students enrolled for credit	Degree/certificate-seeking				Non-degree/ non-certificate-seeking	Total, Part-time undergraduate students
	First-time	Transfer-in	Continuing/ Returning	Total degree/ certificate-seeking		
U.S. Nonresident	1	3	3	7	15	22
Hispanic/Latino		13	38	51	4	55
American Indian or Alaska Native		1	1	2		2
Asian			4	4		4
Black or African American		1	10	11		11
Native Hawaiian or Other Pacific Islander				0	1	1
White	5	59	267	331	54	385
Two or more races		1	8	9	2	11
Race and ethnicity unknown			2	2	2	4
<b>Total female</b>	<b>6</b>	<b>78</b>	<b>333</b>	<b>417</b>	<b>78</b>	<b>495</b>
Total female prior year	13	80	358	451	75	526

<b>Grand total (2024-25)</b>	<b>25</b>	<b>102</b>	<b>476</b>	<b>603</b>	<b>130</b>	<b>733</b>
Prior year data:						
Grand total (male+female) prior year	24	112	516	652	141	793
Total Part-time undergraduate enrollment Fall 2024 <i>NOTE: Grand total (2024-25) calculated above is expected to be greater than total Part-time undergraduate enrollment Fall 2024.</i>	7	70	381	458	56	514

Institution: University of Nebraska at Kearney (181215)

User ID: P1812153

## Part A - Unduplicated Count for Undergraduate Students

12-month Unduplicated Count by Race/Ethnicity and Sex - Undergraduate Student Total

July 1, 2024 – June 30, 2025

## Male

Enrolled for credit	Total full-time undergraduate students	Total part-time undergraduate students	Grand total, all undergraduate students
<u>U.S. Nonresident</u>	115	26	<b>141</b>
<u>Hispanic/Latino</u>	220	35	<b>255</b>
<u>American Indian or Alaska Native</u>	6	1	<b>7</b>
<u>Asian</u>	10	1	<b>11</b>
<u>Black or African American</u>	73	14	<b>87</b>
<u>Native Hawaiian or Other Pacific Islander</u>	7	1	<b>8</b>
<u>White</u>	1,043	149	<b>1,192</b>
Two or more races	48	9	<b>57</b>
<u>Race and ethnicity unknown</u>	7	2	<b>9</b>
<b>Total male</b>	<b>1,529</b>	<b>238</b>	<b>1,767</b>

## Female

Enrolled for credit	Total full-time undergraduate students	Total part-time undergraduate students	Grand total, all undergraduate students
<u>U.S. Nonresident</u>	131	22	<b>153</b>
<u>Hispanic/Latino</u>	366	55	<b>421</b>
<u>American Indian or Alaska Native</u>	4	2	<b>6</b>
<u>Asian</u>	23	4	<b>27</b>
<u>Black or African American</u>	39	11	<b>50</b>
<u>Native Hawaiian or Other Pacific Islander</u>	1	1	<b>2</b>
<u>White</u>	1,719	385	<b>2,104</b>
Two or more races	56	11	<b>67</b>
<u>Race and ethnicity unknown</u>	6	4	<b>10</b>
<b>Total female</b>	<b>2,345</b>	<b>495</b>	<b>2,840</b>
<b>Grand total (male+female)</b>	<b>3,874</b>	<b>733</b>	<b>4,607</b>

Institution: University of Nebraska at Kearney (181215)

User ID: P1812153

## Part A - Unduplicated Count for Graduate Students

## 12-month Unduplicated Count by Race/Ethnicity and Sex - Full-time and Part-time Graduate Students

July 1, 2024 – June 30, 2025

## Reporting Reminders:

- The 12-month unduplicated count must be equal or greater than the corresponding prior year fall enrollment.
- Report Hispanic/Latino individuals of any race as Hispanic/Latino
- Report race for non-Hispanic/Latino individuals only
- Report all postbaccalaureate degree and certificate students as graduate students, including any doctor's - professional practice students (formerly first-professional)

## Male

Students <u>enrolled for credit</u>	Graduate students		
	Total full-time	Total part-time	Total graduate students
U.S. Nonresident	2	5	7
Hispanic/Latino	12	51	63
American Indian or Alaska Native			0
Asian		5	5
Black or African American	8	15	23
Native Hawaiian or Other Pacific Islander		1	1
White	99	470	569
Two or more races	2	21	23
Race and ethnicity unknown	1	4	5 <input checked="" type="checkbox"/>
<b>Total male</b>	<b>124</b>	<b>572</b>	<b>696</b>
Total male prior year			718

## Female

Students <u>enrolled for credit</u>	Graduate students		
	Total full-time	Total part-time	Total Graduate students
U.S. Nonresident	5	12	17
Hispanic/Latino	20	106	126
American Indian or Alaska Native	1	1	2
Asian	2	17	19
Black or African American	5	17	22
Native Hawaiian or Other Pacific Islander		1	1
White	273	1,249	1,522
Two or more races	8	25	33
Race and ethnicity unknown		7	7
<b>Total female</b>	<b>314</b>	<b>1,435</b>	<b>1,749</b>
Total female prior year			1,834

<b>Grand total (2024-25)</b>	<b>438</b>	<b>2,007</b>	<b>2,445</b>
Prior year data:			
Grand total (male+female) prior year			2,552
<b>i</b> Total graduate enrollment Fall 2024 NOTE: Grand total (2024-25) calculated above is expected to be greater than Total graduate enrollment Fall 2024.	303	1,365	1,668

Institution: University of Nebraska at Kearney (181215)

User ID: P1812153


Part A - Sex Unknown

12-month Unduplicated Count by Sex Unknown

Reporting Reminders:

- The purpose of this supplemental section is to determine whether institutions are able to report the number of students for whom sex is unknown. Note that these students must still be allocated into the 'Male' and 'Female' categories in all other sections of the survey component.

	Number of students	
	Undergraduate students	Graduate students
	Current Year	Current Year
<b>Grand total</b>	<b>4,607</b>	<b>2,445</b>
<b>Sex unknown (i.e., sex information is not known or not collected)</b>	<input type="text" value="0"/>	<input type="text" value="0"/>

 You may use the box below to provide additional context for the data you have reported above. Context notes will be posted on the College Navigator website. Therefore, you should write all context notes using proper grammar (e.g., complete sentences with punctuation) and common language that can be easily understood by students and parents (e.g., spell out acronyms).

Institution: University of Nebraska at Kearney (181215)


User ID: P1812153

Part A – 12-month Enrollment by Distance Education Status

12-month Unduplicated Count - Distance Education Status

July 1, 2024 – June 30, 2025

	Undergraduate Students		Graduate Students
	Degree/certificate-seeking	Non-degree/non-certificate-seeking	
Students <b>enrolled exclusively</b> in distance education courses	847	45	2,253
Students <b>enrolled in at least one but not all</b> distance education courses	2,865	46	150
Students <b>not enrolled in any</b> distance education courses	693	111	42
<b>Total (Carried forward from part A)</b>	<b>4,405</b>	<b>202</b>	<b>2,445</b>

 You may use the box below to provide additional context for the data you have reported above. Context notes will be posted on the College Navigator website. Therefore, you should write all context notes using proper grammar (e.g., complete sentences with punctuation) and common language that can be easily understood by students and parents (e.g., spell out acronyms).

Institution: University of Nebraska at Kearney (181215)

User ID: P1812153

Part B - Instructional Activity

12-month Instructional Activity

July 1, 2024 - June 30, 2025

Instructional Activity Reporting Reminder:

- Instructional activity is used to calculate an IPEDS FTE based on the institution's reported calendar system.
- Graduate credit hour activity should not include any doctor's – professional practice activity, the total of those students' FTE is entered separately instead.

FTE Reporting Reminder:

- Institutions need not report their own calculations of undergraduate or graduate FTE unless IPEDS FTE calculations would be misleading for comparison purposes among all IPEDS reporting institutions.

Instructional Activity

	2024-25 total activity	Prior year data
Undergraduate level:		
Credit hour activity	115,815	115,820
Graduate level:		
Credit hour activity	24,107	25,699


Full-Time Equivalent (FTE) of Students

Calendar system (as reported on the prior year IC survey component):	Semester
--	----------

If the IPEDS calculated FTE estimates below are not reasonable, **AND** you have reported the correct instructional activity hours above, enter your best FTE estimate in the "Institution reported FTE" column below and save the page. This option should be used **ONLY** if the calculated estimate is not reasonable for your institution and IPEDS comparisons.

Please provide your best estimate of undergraduate and graduate FTE for the 12-month reporting period **only if the calculated FTE estimate below is not reasonable for IPEDS comparison purposes**. Please provide an explanation in the context box if the option is used due to Coronavirus Pandemic.

	Calculated FTE 2024-25	Institution reported FTE 2024-25	Prior year FTE 2023-24
Undergraduate student FTE	3,861	3,861	3,861
Graduate student FTE	1,004	1,004	1,071
<b>Total FTE students</b>	<b>4,865</b>	<b>4,865</b>	<b>4,932</b>

 Context notes will be posted on the College Navigator website. Therefore, you should write all context notes using proper grammar (e.g., complete sentences with punctuation) and common language that can be easily understood by students and parents (e.g., spell out acronyms).

Institution: University of Nebraska at Kearney (181215)

User ID: P1812153

Part C – Unduplicated Count of Dual Enrolled Students

12-month Unduplicated Count of Dual Enrolled Students

July 1, 2024 – June 30, 2025

Reporting Reminders:

- The number of high school students enrolled in college courses for credit was reported in Part A as part of the non-degree/non-certificate-seeking unduplicated enrollment.
  - The number of high school students enrolled in college courses for credit reported in Part C will have some duplication with the non-degree/non-certificate-seeking enrollment students reported in Part A.
  - The number of high school students enrolled in college courses for credit reported in Part C should be less than the number of non-degree/non-certificate-seeking students reported in Part A unless all these students at your institution are high school students enrolled in college courses for credit.
- Report Hispanic/Latino individuals of any race as Hispanic/Latino
- Report race for non-Hispanic/Latino individuals only

In Part A, your institution reported the following number of students in the non-degree/non-certificate-seeking unduplicated headcount.	202
---	-----

	High school students enrolled in college courses for credit		
	Male	Female	Total
<u>U.S. Nonresident</u>	<input type="text"/>	<input type="text"/>	<b>0</b>
<u>Hispanic/Latino</u>	<input type="text" value="1"/>	<input type="text" value="3"/>	<b>4</b>
<u>American Indian or Alaska Native</u>	<input type="text"/>	<input type="text"/>	<b>0</b>
<u>Asian</u>	<input type="text"/>	<input type="text"/>	<b>0</b>
<u>Black or African American</u>	<input type="text"/>	<input type="text"/>	<b>0</b>
<u>Native Hawaiian or Other Pacific Islander</u>	<input type="text" value="1"/>	<input type="text" value="1"/>	<b>2</b>
<u>White</u>	<input type="text" value="24"/>	<input type="text" value="38"/>	<b>62</b>
<u>Two or more races</u>	<input type="text" value="1"/>	<input type="text" value="2"/>	<b>3</b>
<u>Race and ethnicity unknown</u>	<input type="text" value="2"/>	<input type="text" value="2"/>	<b>4</b>
<b>Total</b>	<b>29</b>	<b>46</b>	<b>75</b>
<b>Total prior year</b>	<b>32</b>	<b>40</b>	<b>72</b>

Institution: University of Nebraska at Kearney (181215)

User ID: P1812153

Prepared by

Prepared by

Reporting Reminders:

- The name of the preparer is being collected so that we can follow up with the appropriate person in the event that there are questions concerning the data.
- The Keyholder will be copied on all email correspondence to other preparers.
- The time it took to prepare this component is being collected so that we can continue to improve our estimate of the reporting burden associated with IPEDS.
- Please include in your estimate the time it took for you to review instructions, query and search data sources, complete and review the component, and submit the data through the Data Collection System.
- Thank you for your assistance.

This survey component was prepared by:

<input type="radio"/>	Keyholder	<input type="radio"/>	SFA Contact	<input type="radio"/>	HR Contact
<input type="radio"/>	Finance Contact	<input checked="" type="radio"/>	Other		
Name: <input type="text" value="Keri Treadway"/>					
Email: <input type="text" value="treadwayka@unk.edu"/>					

How many staff from your institution only were involved in the data collection and reporting process of this survey component?

Number of Staff (including yourself)

How many hours did you and others from your institution only spend on each of the steps below when responding to this survey component?  
*Exclude the hours spent collecting data for state and other reporting purposes.*

Staff member	Collecting Data Needed	Revising Data to Match IPEDS Requirements	Entering Data	Revising and Locking Data
Your office	<input type="text" value="1.00"/> hours	<input type="text" value="8.00"/> hours	<input type="text" value="2.00"/> hours	<input type="text"/> hours
Other offices	<input type="text"/> hours	<input type="text"/> hours	<input type="text"/> hours	<input type="text"/> hours

Summary

12-Month Enrollment Component Summary

The purpose of this summary is to provide you an opportunity to view some of the data that, when accepted through the IPEDS quality control process, will appear on the [College Navigator](#) website and/or your institution's Data Feedback Report (DFR). In addition, all data reported in IPEDS survey components become publicly available through the [IPEDS Use the Data](#) and appear as aggregated statistics in various Department of Education reports. [College Navigator](#) is updated approximately three months after the data collection period closes and DFRs will be available through the [IPEDS Use the Data](#).

Please review your data for accuracy. If you have questions about the data displayed below or after reviewing the data reported on the survey screens, please contact the IPEDS Help Desk at: 1-877-225-2568 or [ipedshelp@rti.org](mailto:ipedshelp@rti.org).

12-Month Unduplicated Headcount and Full-Time Equivalent Students		
Total 12-month unduplicated headcount enrollment		7,052
	Undergraduate student unduplicated headcount enrollment	4,607
	Graduate student unduplicated headcount enrollment	2,445
Total 12-month full-time equivalent (FTE) student enrollment		4,865
	Undergraduate student FTE enrollment	3,861
	Graduate student FTE enrollment	1,004
	Doctor's-professional practice FTE enrollment	

Total 12-month Undergraduate Student Characteristics		
Percent of undergraduate students who are female		62 %
Percent of undergraduate students who are full-time		84 %
Percent of undergraduate students who are enrolled exclusively in distance education courses		19 %
Percent of undergraduate students by U.S. resident status and race/ethnicity: Note: Race/ethnicity is not collected for U.S. Nonresidents.		
U.S. Resident		94 %
	American Indian or Alaska Native	0 %
	Asian	1 %
	Black or African American	3 %
	Hispanic/Latino	15 %
	Native Hawaiian or Pacific Islander	0 %
	White	72 %
	Two or More Races	3 %
	Race and ethnicity unknown	0 %
U. S. Nonresident		6 %

Total 12-month Graduate Student Characteristics		
Percent of graduate students who are female		72 %
Percent of graduate students who are full-time		18 %
Percent of graduate students who are enrolled exclusively in distance education courses		92 %
Percent of graduate students by U.S. resident status and race/ethnicity: Note: Race/ethnicity is not collected for U.S. Nonresidents.		
U.S. Resident		99 %
	American Indian or Alaska Native	0 %
	Asian	1 %
	Black or African American	2 %
	Hispanic/Latino	8 %
	Native Hawaiian or Pacific Islander	0 %
	White	86 %

	Two or More Races	2 %
	Race and ethnicity unknown	0 %
U.S. Nonresident		1 %

Edit Report

12-month Enrollment

Source	Description	Severity	Resolved	Options
<b>Screen: Part A - Unduplicated Count for Graduate Students</b>				
Screen Entry	The 12-month unduplicated count of graduate students for Race and ethnicity unknown Male (5) is different than expected when compared with the same category (6) in the prior year Fall Enrollment survey, because the official fall enrollment reporting date falls within the 12-month timeframe for E12. Please correct your data or explain. (Error #9372)	Explanation	Yes	
Reason	A student changed their ethnicity information from unknown to another value after Fall 2024.			