

UNIVERSITY OF NEBRASKA AT KEARNEY

BUDGET OVERVIEW

2021-22

Jon C. Watts
Vice Chancellor
Business and Finance

September 2021

FUND DEFINITIONS

- GENERAL FUND
 - State tax revenue allocated to the University.
- CASH FUNDS
 - Derived from tuition, fees, investment income, and other miscellaneous income.
- FEDERAL FUNDS
 - Provided by federal agencies for research, grants and contracts, and student aid programs.
- REVOLVING FUNDS
 - Self-generated from departmental sales, charges for housing, food services, etc.
- TRUST FUNDS
 - State and private gifts, grants, and contracts, non-federal student aid programs, etc.

University of Nebraska at Kearney
2021-22 Operating Budgets
ESTIMATED REVENUE BY SOURCE

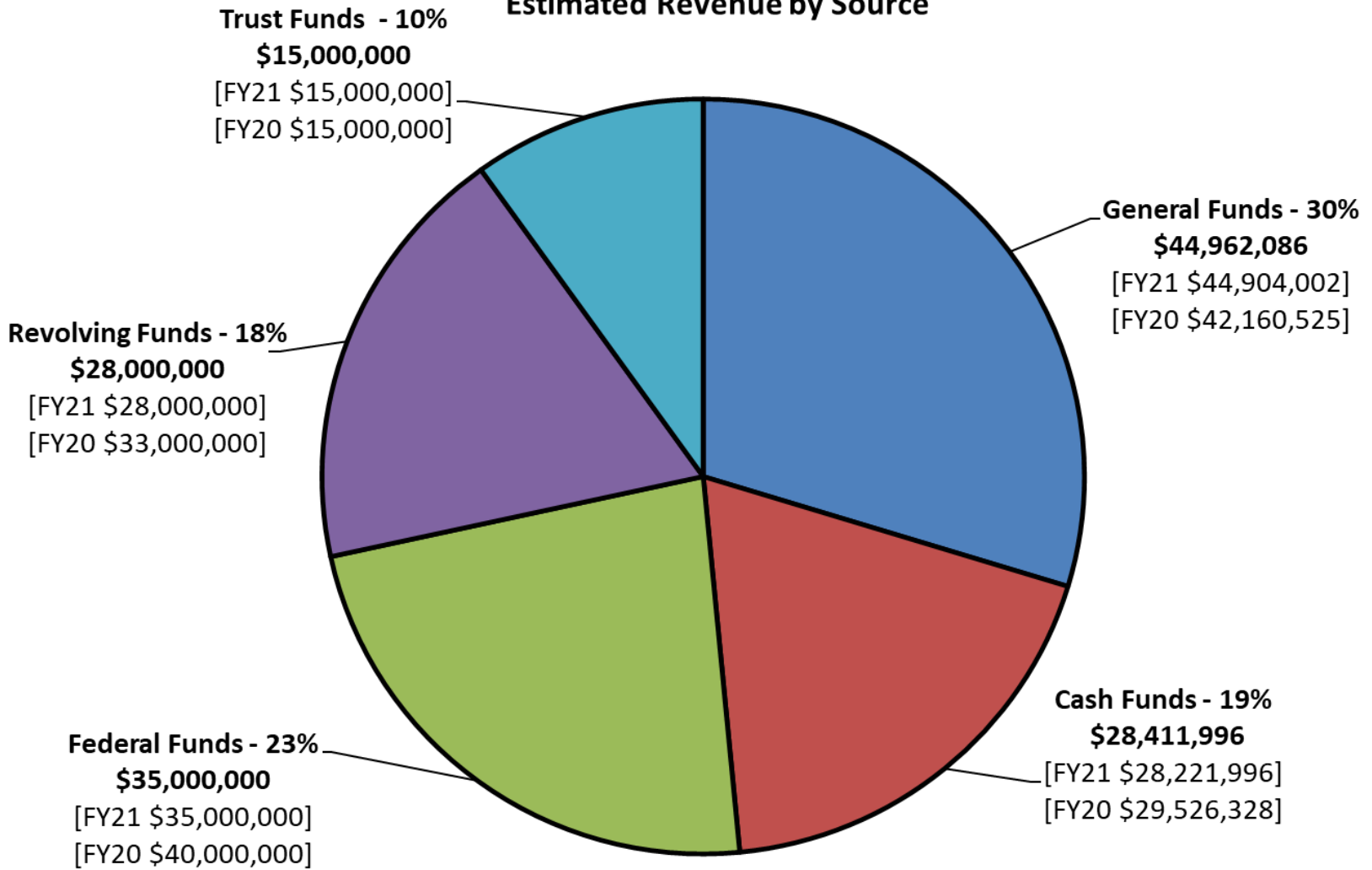
GENERAL FUNDS	\$44,962,086
CASH FUNDS (includes \$420,000 Indirect Costs)	\$28,411,996
FEDERAL FUNDS	\$35,000,000
REVOLVING FUNDS	\$28,000,000
TRUST FUNDS	\$15,000,000
TOTAL	<u><u>\$151,374,082</u></u>

University of Nebraska at Kearney
 Historical Operating Budgets
ESTIMATED REVENUE BY SOURCE

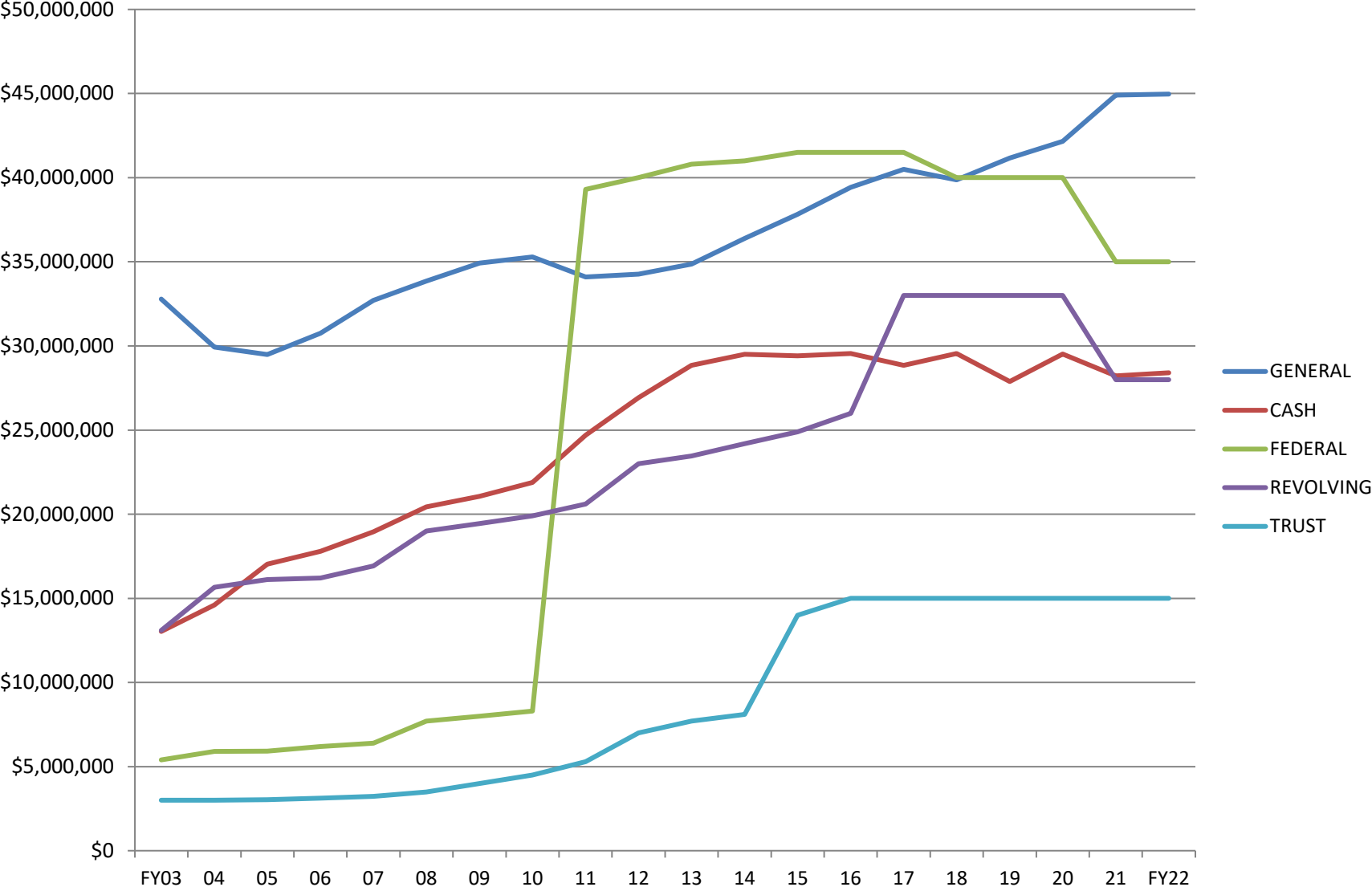
	<u>2016-17</u>	<u>2017-18</u>	<u>2018-19</u>	<u>2019-20</u>	<u>2020-21</u>	<u>2021-22</u>
GENERAL FUNDS	\$40,499,221	\$39,864,093	\$41,165,766	\$42,160,525	\$44,904,002	\$44,962,086
CASH FUNDS (Includes \$140,000-\$420,000 Indirect Costs)	\$28,849,965	\$29,550,646	\$27,880,267	\$29,526,328	\$28,221,996	\$28,411,996
FEDERAL FUNDS*	\$41,500,000	\$40,000,000	\$40,000,000	\$40,000,000	\$35,000,000	\$35,000,000
REVOLVING FUNDS	\$33,000,000	\$33,000,000	\$33,000,000	\$33,000,000	\$28,000,000	\$28,000,000
TRUST FUNDS	\$15,000,000	\$15,000,000	\$15,000,000	\$15,000,000	\$15,000,000	\$15,000,000
TOTAL	<u>\$158,849,186</u>	<u>\$157,414,739</u>	<u>\$157,046,033</u>	<u>\$159,686,853</u>	<u>\$151,125,998</u>	<u>\$151,374,082</u>
*Federal-Direct Student Loan	\$29,000,000	\$29,000,000	\$28,000,000	\$28,000,000	\$23,290,000	\$23,290,000

**University of Nebraska at Kearney
2021-22 Budget**

Estimated Revenue by Source



ESTIMATED REVENUE BY SOURCE



**University of Nebraska at Kearney
Budgeted Revenue by Fund Source**

	<u>2021-22</u>
General Funds	\$44,962,086
Cash Funds	\$28,411,996
Federal Funds	\$35,000,000
Revolving Funds	\$28,000,000
Trust Funds	\$15,000,000
Total Estimated Funding	<u><u>\$151,374,082</u></u>

**University of Nebraska at Kearney
Estimated Expenses by Spending Category**

	<u>2021-22</u>
10-Instruction	\$47,511,013
20-Research	\$1,882,097
30-Public Service	\$2,419,191
40-Academic Support	\$7,119,098
50-Student Services	\$7,200,293
60-Institutional Administration	\$9,894,376
70-Physical Plant Operations	\$8,363,125
80-Student Financial Support	\$39,195,000
90-Independent Operations	\$20,050,644
00-Other Non-Expenditures	\$7,739,245
Total Budgeted Expenditures	<u><u>\$151,374,082</u></u>

University of Nebraska at Kearney
2021-22 State Aided Budget
State and University Generated-**Unrestricted & Designated**

GENERAL FUND

\$44,962,086

CASH FUND

\$28,411,996

(includes \$420,000 Indirect Costs)

TOTAL

\$73,374,082

University of Nebraska at Kearney
2021-22 State Aided Budget
State and University Generated-**Unrestricted**

GENERAL FUND:

-State Appropriation of Tax \$'s \$44,962,086

CASH FUND:

-Gross Tuition	\$37,321,981
-Remissions	(\$8,413,438)
-Refunds/Uncollectible	(\$791,813)
-Student Fees	\$227,400
-Misc. Other Cash	\$779,000
-U-Wide Debt Service	(\$1,131,134)

Total Cash Fund \$27,991,996

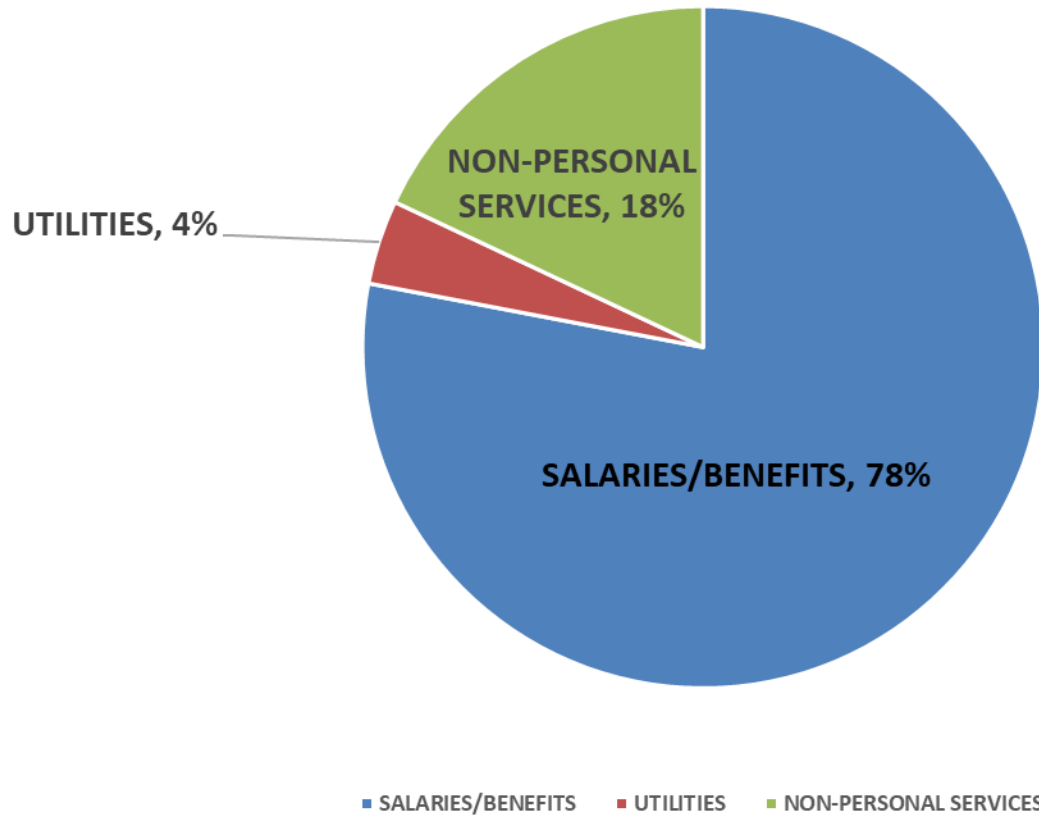
TOTAL \$72,954,082

University of Nebraska at Kearney
 2021-22 State Aided Budget
 State and University Generated-**Unrestricted**

	<u>Amount</u>	<u>% of Total</u>
SALARIES	\$42,949,346	
BENEFITS	\$14,259,785	
<hr/>		
TOTAL PERSONAL SERVICES	\$57,209,131	78%
UTILITIES	\$2,879,769	4%
NON-PERSONAL SERVICES	\$12,865,182	18%
<hr/>		
TOTAL BUDGET	\$72,954,082	100%

FUNDING SOURCE:	<u>Amount</u>	<u>% of Total</u>
General Fund	\$44,962,086	62%
Cash Fund	\$27,991,996	38%
<hr/>		
TOTAL BUDGET	\$72,954,082	100%

UNIVERSITY OF NEBRASKA AT KEARNEY
2021-22 STATE AIDED BUDGET



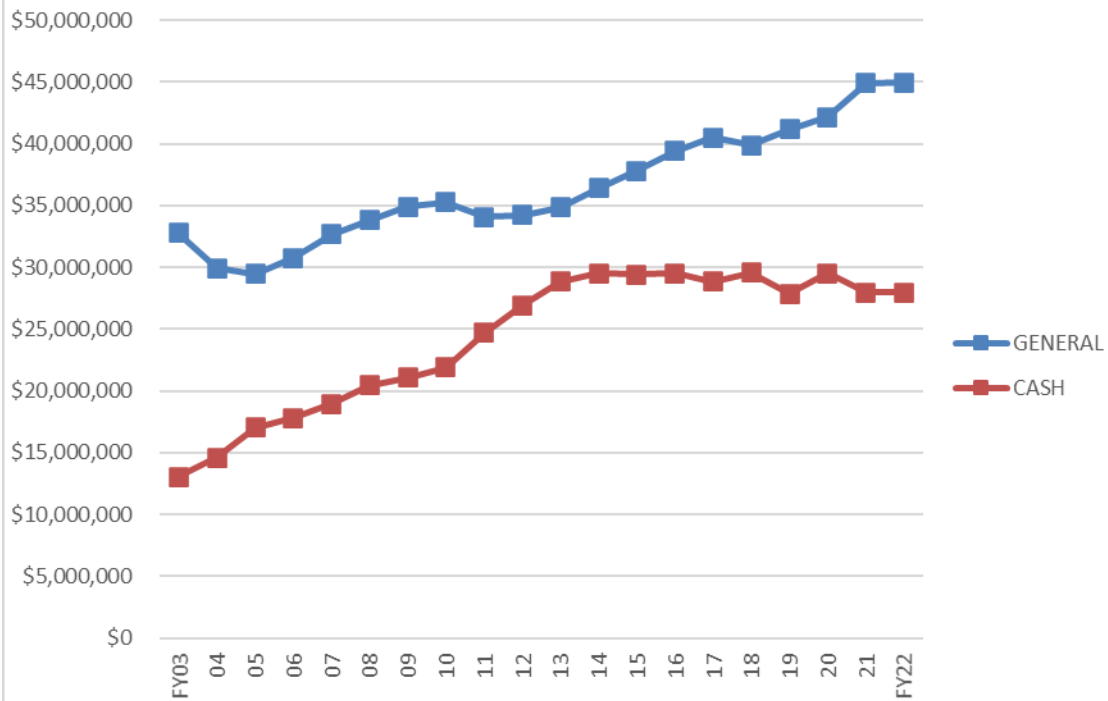
University of Nebraska at Kearney
2021-22 State Aided Budget

	2002-03	% of Budget	2003-04	% of Budget	2004-05	% of Budget	2005-06	% of Budget	2006-07	% of Budget	2007-08	% of Budget	2008-09	% of Budget	2009-10	% of Budget	2010-11	% of Budget	2011-12	% of Budget
Revenue Budget:																				
General Fund	31,583,598	70.8%	29,938,302	67.3%	29,489,468	63.5%	30,753,739	63.5%	32,705,096	63.4%	33,849,888	62.6%	34,919,679	62.6%	35,292,044	61.9%	34,097,172	58.2%	34,260,675	56.1%
Cash Fund *	13,030,397	29.2%	14,577,432	32.7%	16,959,287	36.5%	17,672,788	36.5%	18,855,172	36.6%	20,257,670	37.4%	20,903,706	37.4%	21,729,346	38.1%	24,537,940	41.8%	26,758,143	43.9%
GRAND TOTAL	44,613,995	100.0%	44,515,734	100.0%	46,448,755	100.0%	48,426,527	100.0%	51,560,268	100.0%	54,107,558	100.0%	55,823,385	100.0%	57,021,390	100.0%	58,635,112	100.0%	61,018,818	100.0%

	2012-13	% of Budget	2013-14	% of Budget	2014-15	% of Budget	2015-16	% of Budget	2016-17	% of Budget	2017-18	% of Budget	2018-19	% of Budget	2019-20	% of Budget	2020-21	% of Budget	2021-22	% of Budget
Revenue Budget:																				
General Fund	34,867,838	54.9%	36,393,192	55.4%	37,825,894	56.4%	39,431,069	57.3%	40,499,221	58.5%	39,864,093	57.5%	41,165,766	59.8%	42,160,525	59.0%	44,904,002	61.6%	44,962,086	61.6%
Cash Fund *	28,687,364	45.1%	29,337,439	44.6%	29,251,636	43.6%	29,372,534	42.7%	28,679,965	41.5%	29,410,646	42.5%	27,690,267	40.2%	29,306,328	41.0%	27,991,996	38.4%	27,991,996	38.4%
GRAND TOTAL	63,555,202	100.0%	65,730,631	100.0%	67,077,530	100.0%	68,803,603	100.0%	69,179,186	100.0%	69,274,739	100.0%	68,856,033	100.0%	71,466,853	100.0%	72,895,998	100.0%	72,954,082	100.0%

* Excludes Designated Cash - Indirect Costs to Depts

University of Nebraska at Kearney
FY 2021-22
STATE AIDED BUDGET



University of Nebraska at Kearney
UNK Allocation

	2020-21	2021-22	% Change FY21 to FY22
State-Aided Revenues			
State Appropriation - General Fund	\$ 44,904,002	\$ 44,962,086	0.13%
Cash Fund:			
Net Tuition	28,116,730	28,116,730	0.00%
Student Fees	227,400	227,400	
Other Cash	779,000	779,000	
Subtotal Cash Fund	\$ 29,123,130	\$ 29,123,130	
Less LB 1100/605 Debt Service (U-Wide Transfer)	\$ (1,131,134)	\$ (1,131,134)	
TOTAL ESTIMATED REVENUE	\$ 72,895,998	\$ 72,954,082	
Expenditures			
July 1 Base	\$ 71,466,853	\$ 72,895,998	
P2P to UNCA		(339,133)	
Adjusted Base	\$ 71,466,853	\$ 72,556,865	
Increases			
Salary Pool	\$ 306,285	\$ 534,330	
Corresponding Benefits	40,430	104,296	
Health Insurance	304,990	212,476	
Workers Compensation	-	50,264	
Nebraska Promise/Need-Based Aid	867,534	-	
Other Operating	-	645,851	
Utilities	-	(250,000)	
U-Wide Budget Cut - UNK Share	(90,094)	(900,000)	
SUBTOTAL New Expenses	\$ 1,429,145	\$ 397,217	
TOTAL ESTIMATED EXPENDITURES	\$ 72,895,998	\$ 72,954,082	
Revenue Less Expenses	\$ -	\$ -	

University of Nebraska at Kearney
 2021-22 General Operating Budget
STATE-AIDED FUNDS (Non-Revolving)

Unit- benefits separated	FY22 Base Budget			% OF BASE BUDGET
	Personal Services	Non Personal Services	2021-22 BASE BUDGET	
Chancellor's Office & General (incl EO/Ombudsman)	\$ 731,397	\$ 136,435	\$ 867,832	1.19%
Alumni	5,631	75,000	80,631	0.11%
Intercollegiate Athletics	2,056,695	(73,349)	1,983,346	2.72%
Subtotal	\$ 2,793,723	\$ 138,086	\$ 2,931,809	4.02%
Academic Affairs Office & General (incl UNK Online)	\$ 2,560,918	\$ 275,467	\$ 2,836,385	3.89%
College of Business & Technology	6,497,669	278,246	6,775,915	9.29%
College of Education	5,938,774	385,720	6,324,494	8.67%
College of Arts and Sciences	13,812,685	942,829	14,755,514	20.23%
Graduate Studies	1,016,556	28,039	1,044,595	1.43%
Library	1,507,165	625,935	2,133,100	2.92%
Sponsored Programs/RSC	235,221	151,592	386,813	0.53%
Summer School	1,232,455	-	1,232,455	1.69%
Student Affairs (incl Intramurals)	701,863	37,232	739,095	1.01%
Subtotal	\$ 33,503,306	\$ 2,725,060	\$ 36,228,366	49.66%
Business & Finance (incl Facilities)	\$ 4,263,089	\$ 2,614,979	\$ 6,878,068	9.43%
Utilities	-	2,879,769	2,879,769	3.95%
Subtotal	\$ 4,263,089	\$ 5,494,748	\$ 9,757,837	13.38%
Benefits/DE Reclass/Alloc to Depts	\$ 14,259,785	\$ 2,076,550	\$ 16,336,335	22.39%
Enrollment Management/Marketing	\$ 2,278,305	\$ 783,391	\$ 3,061,696	4.20%
Student Aid	-	2,900,000	2,900,000	3.98%
Subtotal	\$ 2,278,305	\$ 3,683,391	\$ 5,961,696	8.17%
Campus Enhancement/Priority Funds	\$ 110,923	\$ 1,607,116	\$ 1,718,039	2.35%
SUBTOTAL BASE BUDGET	\$ 57,209,131	\$ 15,724,951	\$ 72,934,082	99.97%
Indirect Costs Rsch Incentive Alloc-Campus	-	\$ 20,000	\$ 20,000	0.03%
	\$ 57,209,131	\$ 15,744,951	\$ 72,954,082	100.00%
Indirect Costs Rsch Incentive Alloc-to Depts	-	\$ 420,000	\$ 420,000	
TOTAL BASE BUDGET	\$ 57,209,131	\$16,164,951	\$ 73,374,082	
FUNDING SOURCE:				
GENERAL FUND			\$ 44,962,086	
CASH FUND			27,991,996	
TOTAL BASE BUDGET			\$ 72,954,082	

University of Nebraska at Kearney
2021-22 State Aided Base Budget by Unit-%

	<u>2021-22</u>
Academic & Student Affairs	49.66%
Business & Finance Division	13.38%
Chancellor's Division	4.02%
Campus Enhancement/Priorities	2.35%
Enrollment Mgmt/Marketing	8.17%
Indirect Costs Research Incentive	0.03%
Benefits/DE Alloc to Depts	22.39%
Total Budgeted Expenditures	<u>100.00%</u>

**University of Nebraska at Kearney
2021-22 State Aided Base Budget by Unit**

	<u>2021-22</u>
Academic & Student Affairs	\$36,228,366
Business & Finance Division	\$9,757,837
Chancellor's Division	\$2,931,809
Campus Enhancement/Priorities	\$1,718,039
Enrollment Mgmt/Marketing	\$5,961,696
Indirect Costs Research Incentive	\$20,000
Benefits/DE Alloc to Depts	\$16,336,335
Total Budgeted Expenditures	<u><u>\$72,954,082</u></u>

University of Nebraska at Kearney
Distance Education Budget

	<u>2012-13</u>	<u>2013-14</u>	<u>2014-15</u>	<u>2015-16</u>	<u>2016-17</u>	<u>2017-18</u>	<u>2018-19</u>	<u>2019-20</u>	<u>2020-21</u>	<u>2021-22</u>
Gross Tuiton Income	\$9,426,570	\$10,032,916	\$11,402,280	\$12,602,165	\$13,562,086	\$15,556,197	\$14,580,123	\$16,752,000	\$18,247,877	\$18,247,877
Net Tuition Income	\$8,100,628	\$8,804,777	\$10,189,941	\$11,200,143	\$12,317,089	\$14,011,917	\$12,968,370	\$14,801,698	\$16,237,045	\$16,237,045
Allocated to Departments	\$1,500,000	\$1,755,000	\$1,930,000	\$1,930,000	\$1,930,000	\$2,000,000	\$2,000,000	\$2,250,000	\$2,000,000	\$2,075,000

University of Nebraska at Kearney Budget Reduction History

Year	Amount
• 2002-03 July 1	\$ (1,208,572)
• 2003-04 July 1	\$ (1,675,828)
• 2004-05 July 1	\$ (86,335)
• 2005-06 July 1	\$ (531,021)
• 2006-07 July 1	\$ -
• 2007-08 July 1	\$ (243,893)
• 2008-09 July 1	\$ (385,401)
• 2009-10 July 1	\$ (794,059)
• 2009-10 Special Session	\$ (342,763)
• 2010-11 July 1	\$ (1,086,478)
• 2011-12 July 1	\$ (368,430)
• 2012-13 July 1	\$ -
• 2013-14 July 1	\$ -
• 2014-15 July 1	\$ -
• 2015-16 July 1	\$ (176,764)
• 2015-16 Enrollment/Revenue Decline-Add'l Reduction	\$ (988,880)
• 2016-17 July 1	\$ (241,253)
• 2017-18 July 1	\$ (2,055,247)
• 2018-19 July 1	\$ (1,627,351)
• 2019-20 July 1	\$ -
• 2020-21 July 1	\$ (90,094)
• 2021-22 July 1	\$ (900,000)
TOTAL	(12,802,369)

University of Nebraska at Kearney Tuition Increase History

Year	Increase
• 2002-03	10.00%
• 2003-04	14.90%
• 2004-05	12.00%
• 2005-06	4.90%
• 2006-07	5.90%
• 2007-08	6.00%
• 2008-09	6.00%
• 2009-10	4.00%
• 2010-11	6.00%
• 2011-12	5.00%
• 2012-13	3.75%
• 2013-14	0.00% Res; 3% NonRes
• 2014-15	0.00% Res; 3% NonRes
• 2015-16	1.75%
• 2016-17	2.50%
• 2017-18	5.40%
• 2018-19	3.20%
• 2019-20	2.75%
• 2020-21	2.75%
• 2021-22	0.00%

**University of Nebraska at Kearney
2021-22 Revenue Bond Budget
Designated/Restricted**

• Dormitory Rental	\$ 5,920,000
• Food Service	\$ 5,880,000
• Facility Fee	\$ 603,000
• Union Expansion	\$ 334,000
• Bookstore Commission	\$ 153,000
• Village Flats Apartments	\$ 840,000
• Miscellaneous Income	\$ 950,000
• Interest Income	\$ 80,000
• HEERF funding	\$ 1,050,000
TOTAL INCOME	<u>\$ 15,810,000</u>
Less: Operation and Maintenance	\$ (8,173,000)
Less: Food Costs	<u>\$ (4,644,000)</u>
Available for Debt Service	\$ 2,993,000
Bond Interest Committed	\$ 2,596,339

Debt Service Charge **1.15**

University of Nebraska at Kearney
 2021-22 General Operating Budget
REVENUE BOND FUNDS (Auxilliary/Revolving)

	FY22 Base Budget			% OF BASE BUDGET
	Personal Services	Non Personal Services	2021-22 BASE BUDGET	
Unit- benefits separated				
Chancellor's Office & General (incl EO/Ombudsman)	\$ 52,482	\$ -	\$ 52,482	0.34%
Intercollegiate Athletics	0	16,500	16,500	0.11%
Subtotal	\$ 52,482	\$ 16,500	\$ 68,982	0.45%
Academic Affairs (incl Intramurals)	\$ 1,183,811	\$ 766,640	\$ 1,950,451	12.65%
Business & Finance (incl Food Svcs & Principle/Interest Payments)	\$ 2,315,577	\$ 8,263,293 **	\$ 10,578,870	68.63%
Utilities	-	1,344,654	1,344,654	8.72%
Subtotal	\$ 2,315,577	\$ 9,607,947	\$ 11,923,524	77.36%
Benefits	\$ 1,216,738	\$ -	\$ 1,216,738	7.89%
Campus Enhancement/Priority Funds*	\$ 3,955	\$ 249,689	\$ 253,644	1.65%
TOTAL BASE BUDGET	\$ 4,772,563	\$ 10,640,776	\$ 15,413,339	100.00%

* Funding accumulation will be used for future revenue bond projects.

** Food Svc Exp's-\$4,644,000; Principle/Interest Payments-\$2,596,339

**University of Nebraska at Kearney
Room and Board Increase History**

Year	ROOM/Sem		BOARD/Sem		Fees	Per Year
• 2002-03	\$1,071	+\$63	\$1,007	+\$64		\$4,156
• 2003-04	\$1,146	+\$75	\$1,072	+\$65		\$4,436
• 2004-05	\$1,289	+\$143	\$1,206	+\$134		\$4,990
• 2005-06	\$1,376	+\$87	\$1,287	+\$81		\$5,326
• 2006-07	\$1,469	+\$93	\$1,374	+\$87		\$5,686
• 2007-08	\$1,550	+\$81	\$1,450	+\$76		\$6,000
• 2008-09	\$1,635	+\$85	\$1,530	+\$80		\$6,330
• 2009-10	\$1,725	+\$90	\$1,690	+\$160		\$6,830
• 2010-11	\$1,820	+\$95	\$1,783	+\$93		\$7,206
• 2011-12	\$1,911	+\$91	\$1,868	+\$85		\$7,558
• 2012-13	\$2,007	+\$96	\$1,962	+\$94		\$7,938
• 2013-14	\$2,107	+\$100	\$2,060	+\$98	\$100	\$8,434
• 2014-15	\$2,212	+\$105	\$2,163	+\$103	\$130	\$8,880
• 2015-16	\$2,300	+\$88	\$2,250	+\$87	\$130	\$9,230
• 2016-17	\$2,392	+\$92	\$2,340	+\$90	\$130	\$9,594
• 2017-18	\$2,416	+\$24	\$2,363	+\$23	\$130	\$9,688
• 2018-19	\$2,464	+\$48	\$2,410	+\$47	\$130	\$9,878
• 2019-20	\$2,513	+\$49	\$2,458	+\$48	\$130	\$10,072
• 2020-21	\$2,576	+\$63	\$2,520	+\$62	\$130	\$10,322
• 2021-22	\$2,653	+\$77	\$2,596	+\$76	\$130	\$10,628

Questions or Comments Should Be Submitted To
Vice Chancellor Jon C. Watts
wattsjc@unk.edu