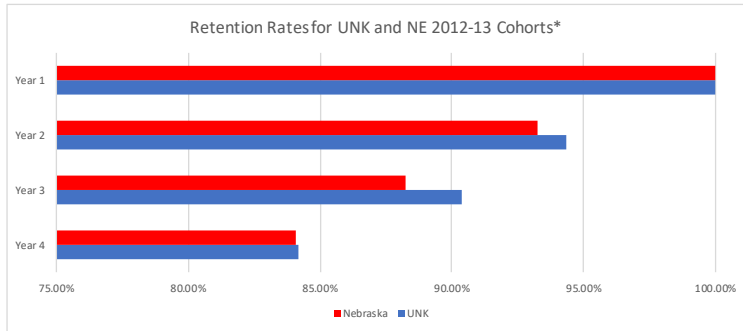


2012-13 Cohort

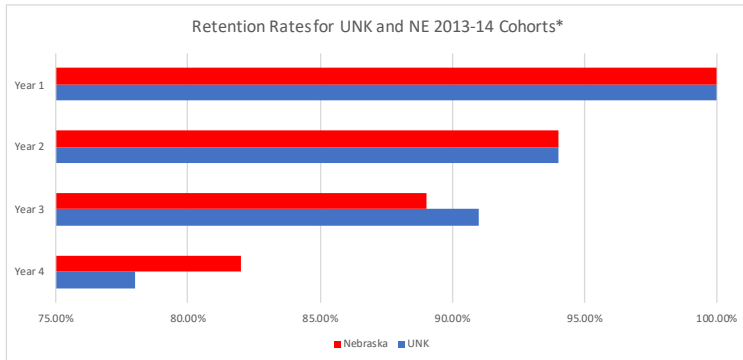
	UNK	Nebraska
Year 4	84.18%	84.07%
Year 3	90.39%	88.22%
Year 2	94.35%	93.26%
Year 1	100.00%	100.00%



\*Those completers receiving an initial teaching certificate in these years

2013-14 Cohort

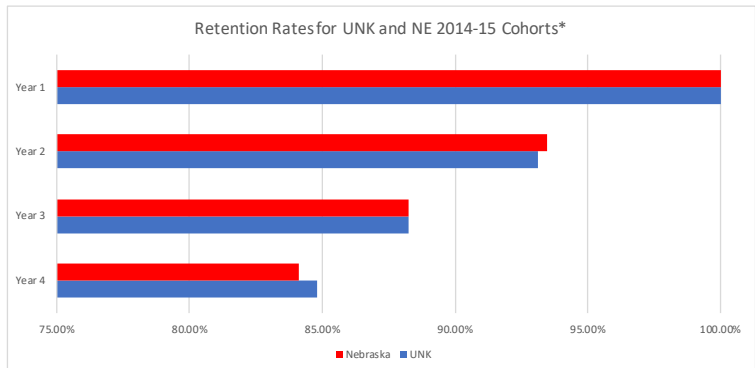
	UNK	N=	Nebraska	N=
Year 4	78.00%	144	82.00%	898
Year 3	91.00%	166	89.00%	979
Year 2	94.00%	172	94.00%	1035
Year 1	100.00%	184	100.00%	1097



\*Those completers receiving an initial teaching certificate in these years

2014-15 Cohort

	UNK	N=	Nebraska	N=
Year 4	84.80%	173	84.11%	916
Year 3	88.24%	180	88.25%	961
Year 2	93.14%	190	93.48%	1018
Year 1	100.00%	204	100.00%	1089

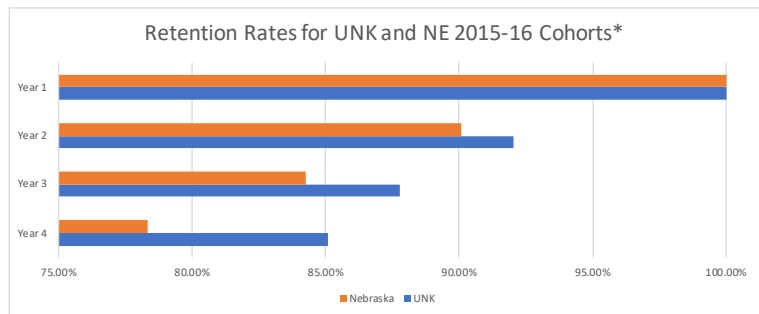


\*Those completers receiving an initial teaching certificate in these years

CAEP 4.3, 5.4

2015-16 Cohort

	UNK	N=	Nebraska	N=
Year 4	85.10%	160	78.35%	1242
Year 3	87.77%	165	84.24%	1331
Year 2	92.02%	173	90.06%	1423
Year 1	100.00%	188	100.00%	1580



CAEP 4.3, 5.4