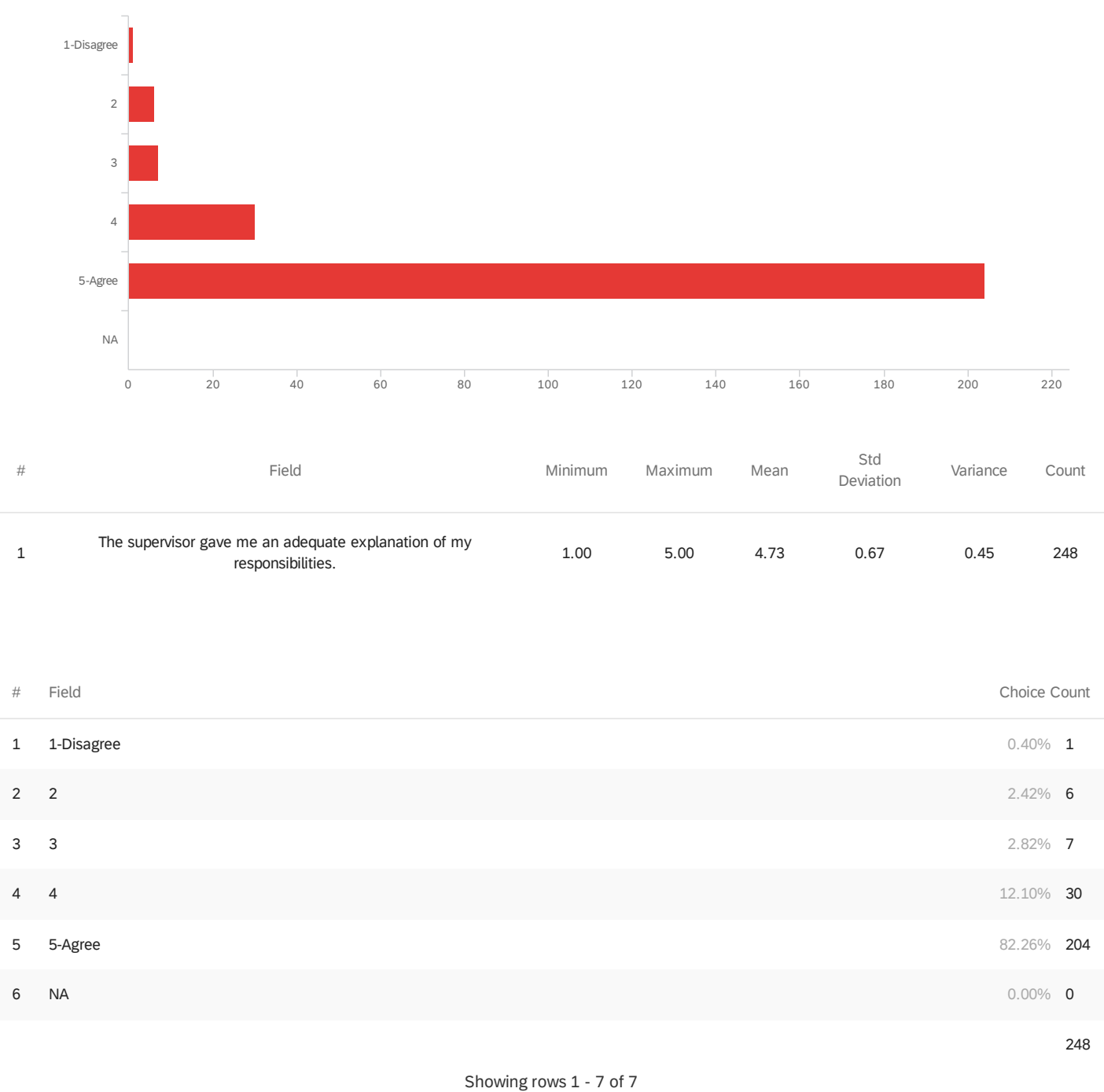


Default Report

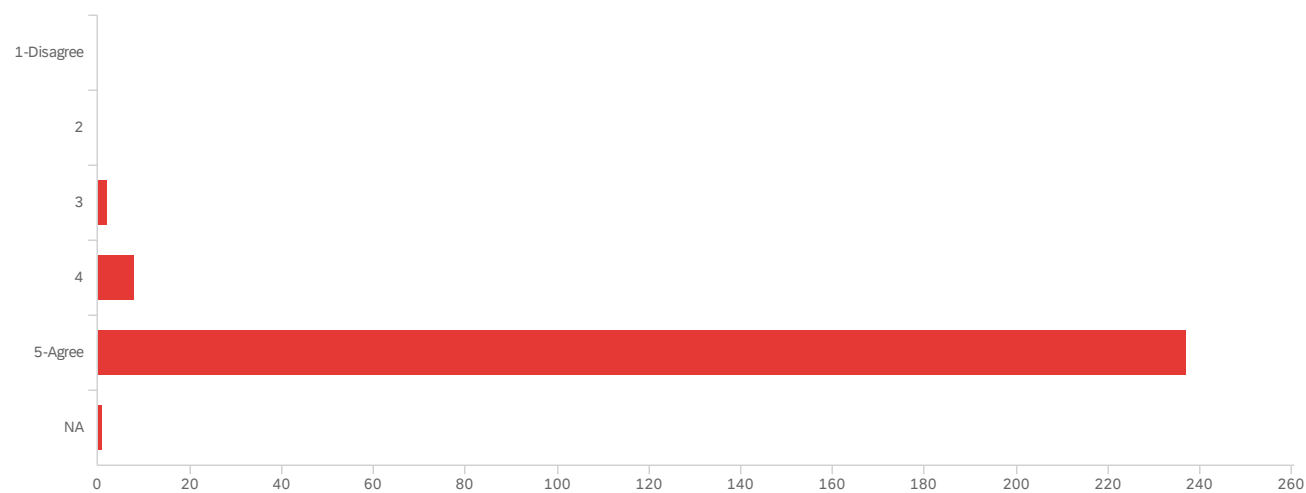
Cooperating Teacher Supervisor Survey

July 25, 2024 2:09 PM CDT

Q2 - The supervisor gave me an adequate explanation of my responsibilities.



Q3 - The supervisor visited the teacher candidate as scheduled.

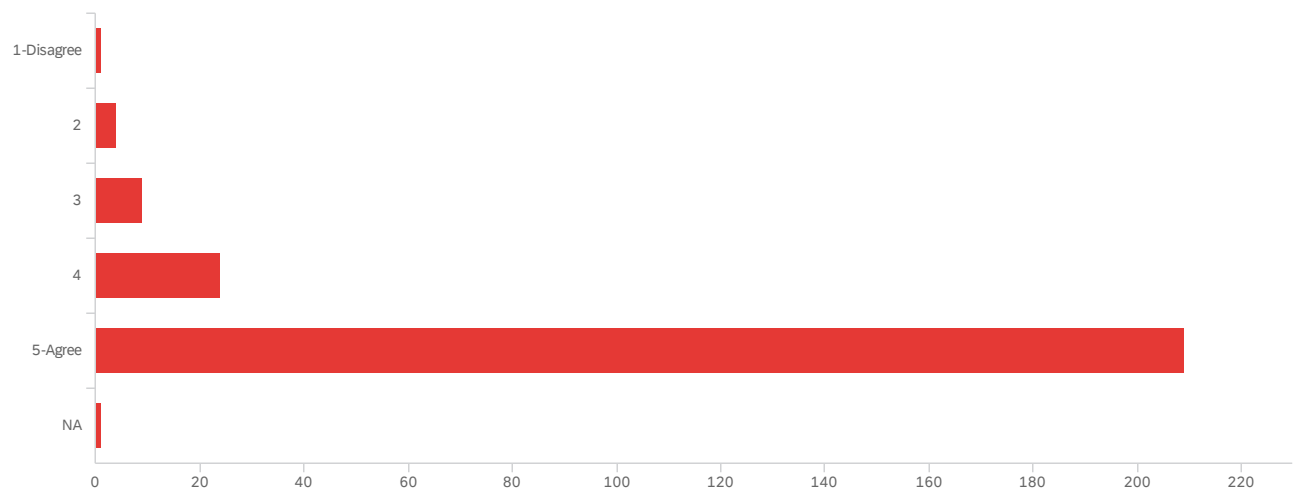


#	Field	Minimum	Maximum	Mean	Std Deviation	Variance	Count
1	The supervisor visited the teacher candidate as scheduled.	3.00	6.00	4.96	0.26	0.07	248

#	Field	Choice Count
1	1-Disagree	0.00% 0
2	2	0.00% 0
3	3	0.81% 2
4	4	3.23% 8
5	5-Agree	95.56% 237
6	NA	0.40% 1

248

Q4 - I felt that the supervisor spent sufficient time during visits to gain understanding of the school situation and the teacher candidate's performance.

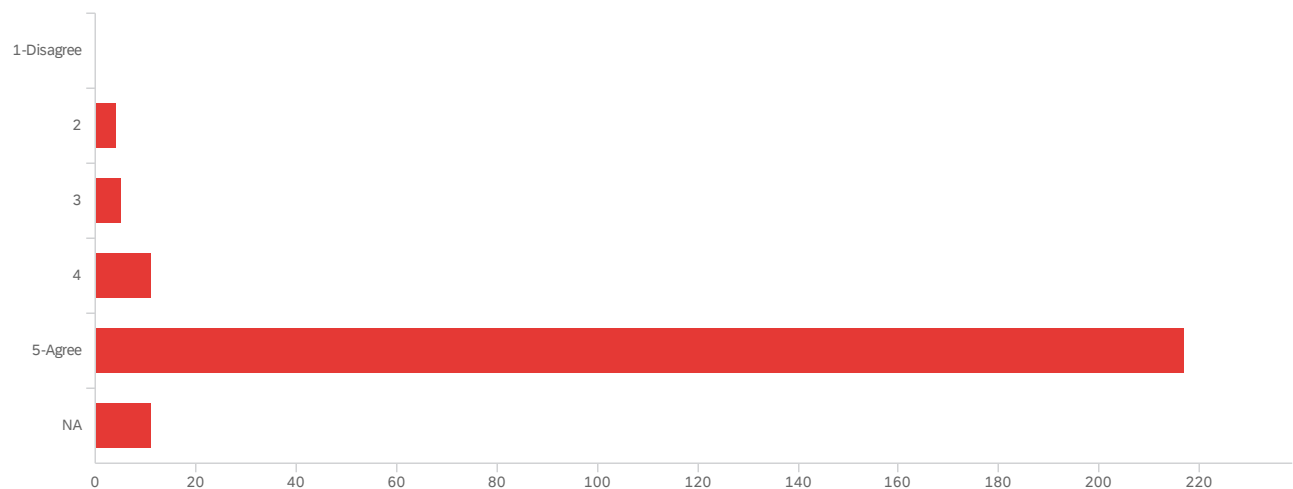


#	Field	Minimum	Maximum	Mean	Std Deviation	Variance	Count
1	I felt that the supervisor spent sufficient time during visits to gain understanding of the school situation and the teacher candidate's performance.	1.00	6.00	4.77	0.63	0.40	248

#	Field	Choice	Count
1	1-Disagree	0.40%	1
2	2	1.61%	4
3	3	3.63%	9
4	4	9.68%	24
5	5-Agree	84.27%	209
6	NA	0.40%	1

248

Q5 - If I had any concerns or problems related to the teacher candidate, I felt comfortable discussing them with the supervisor.



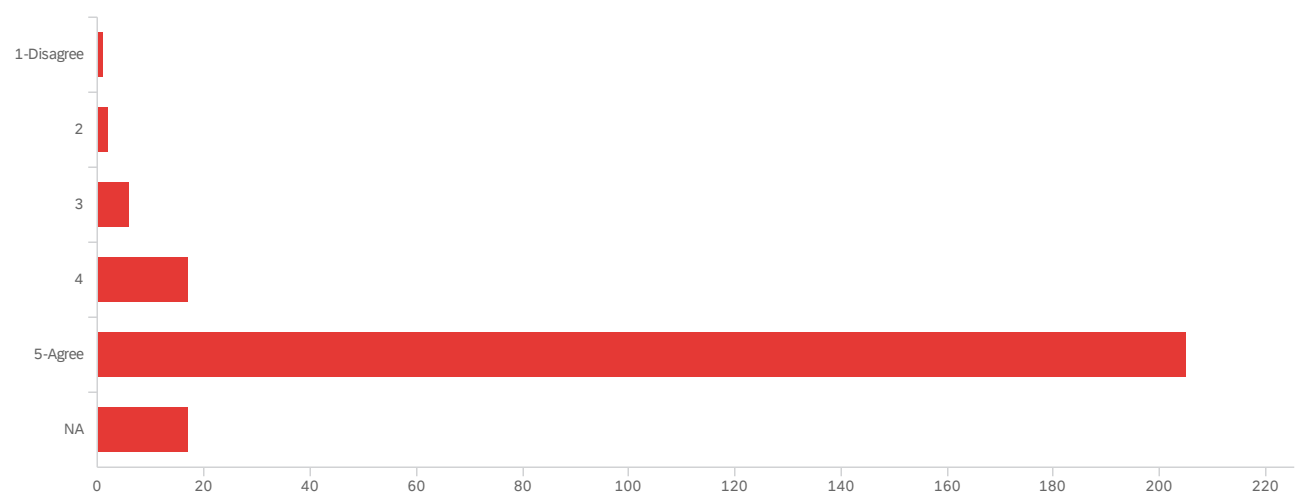
#	Field	Minimum	Maximum	Mean	Std Deviation	Variance	Count
1	If I had any concerns or problems related to the teacher candidate, I felt comfortable discussing them with the supervisor.	2.00	6.00	4.91	0.55	0.31	248

#	Field	Choice	Count
1	1-Disagree	0.00%	0
2	2	1.61%	4
3	3	2.02%	5
4	4	4.44%	11
5	5-Agree	87.50%	217
6	NA	4.44%	11

248

Showing rows 1 - 7 of 7

Q6 - The supervisor was accessible to discuss any special problems or concerns.

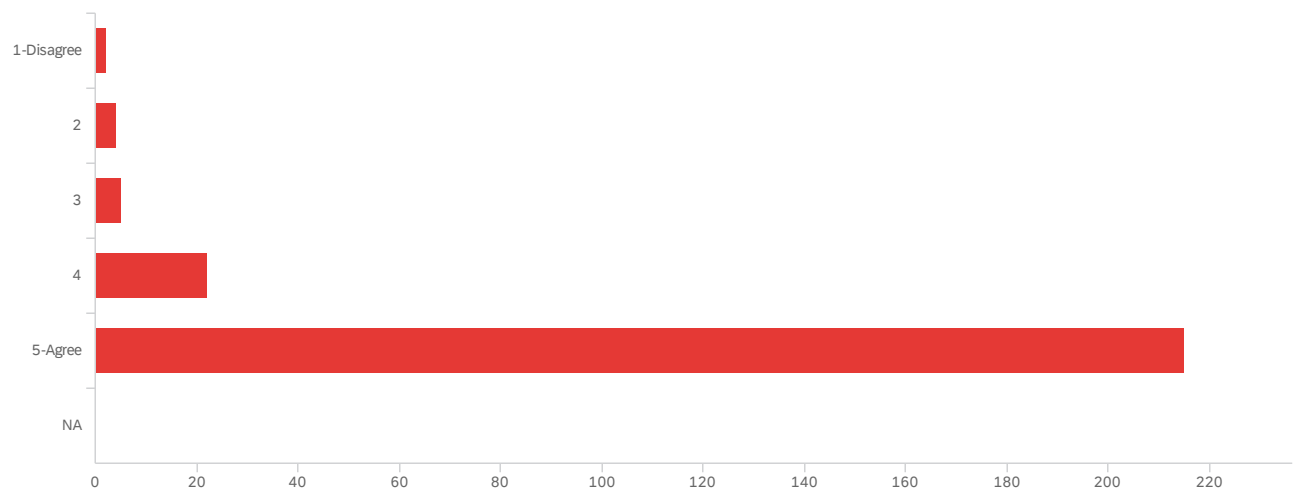


#	Field	Minimum	Maximum	Mean	Std Deviation	Variance	Count
1	The supervisor was accessible to discuss any special problems or concerns.	1.00	6.00	4.91	0.60	0.36	248

#	Field	Choice Count
1	1-Disagree	0.40% 1
2	2	0.81% 2
3	3	2.42% 6
4	4	6.85% 17
5	5-Agree	82.66% 205
6	NA	6.85% 17

248

Q7 - The supervisor was able to communicate effectively with the teacher candidate and myself.



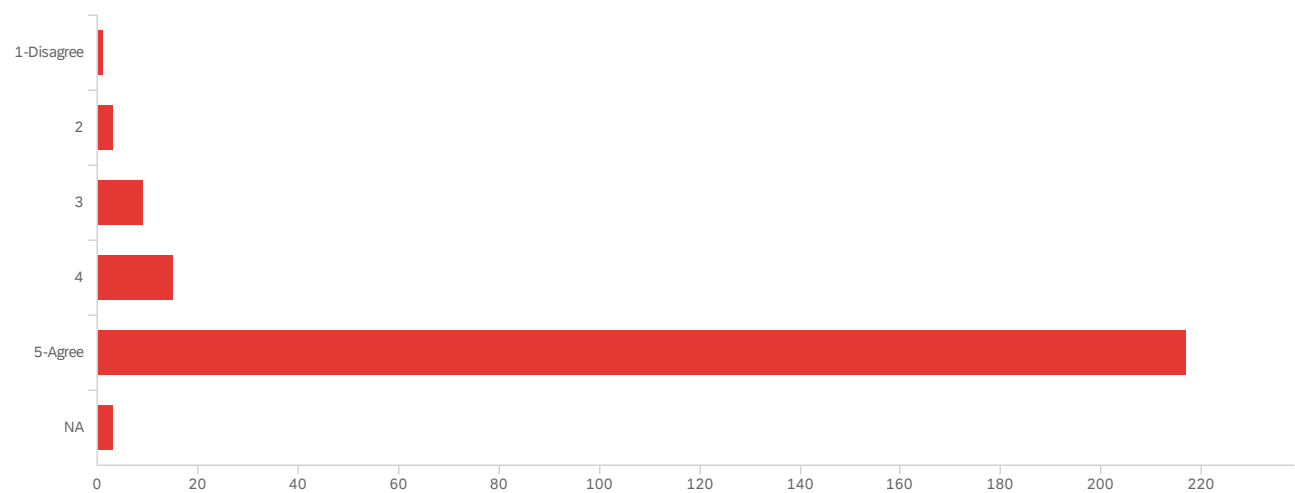
#	Field	Minimum	Maximum	Mean	Std Deviation	Variance	Count
1	The supervisor was able to communicate effectively with the teacher candidate and myself.	1.00	5.00	4.79	0.63	0.40	248

#	Field	Choice	Count
1	1-Disagree	0.81%	2
2	2	1.61%	4
3	3	2.02%	5
4	4	8.87%	22
5	5-Agree	86.69%	215
6	NA	0.00%	0

248

Showing rows 1 - 7 of 7

Q8 - All conferences I had with the supervisor were productive.

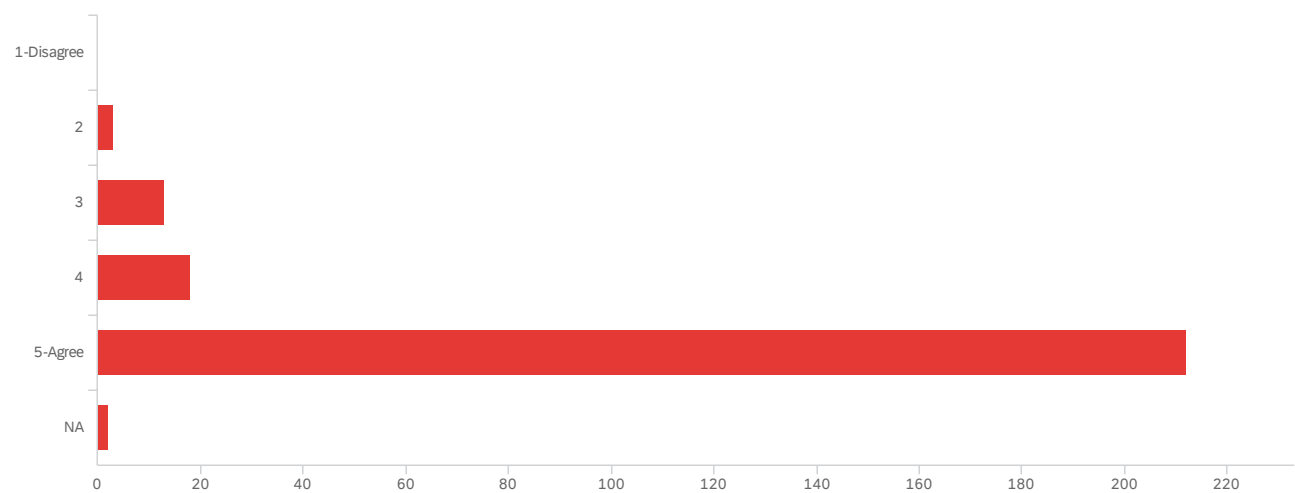


#	Field	Minimum	Maximum	Mean	Std Deviation	Variance	Count
1	All conferences I had with the supervisor were productive.	1.00	6.00	4.83	0.60	0.36	248

#	Field	Choice Count
1	1-Disagree	0.40% 1
2	2	1.21% 3
3	3	3.63% 9
4	4	6.05% 15
5	5-Agree	87.50% 217
6	NA	1.21% 3

248

Q9 - The suggestions, comments, etc., given by the supervisor were productive.



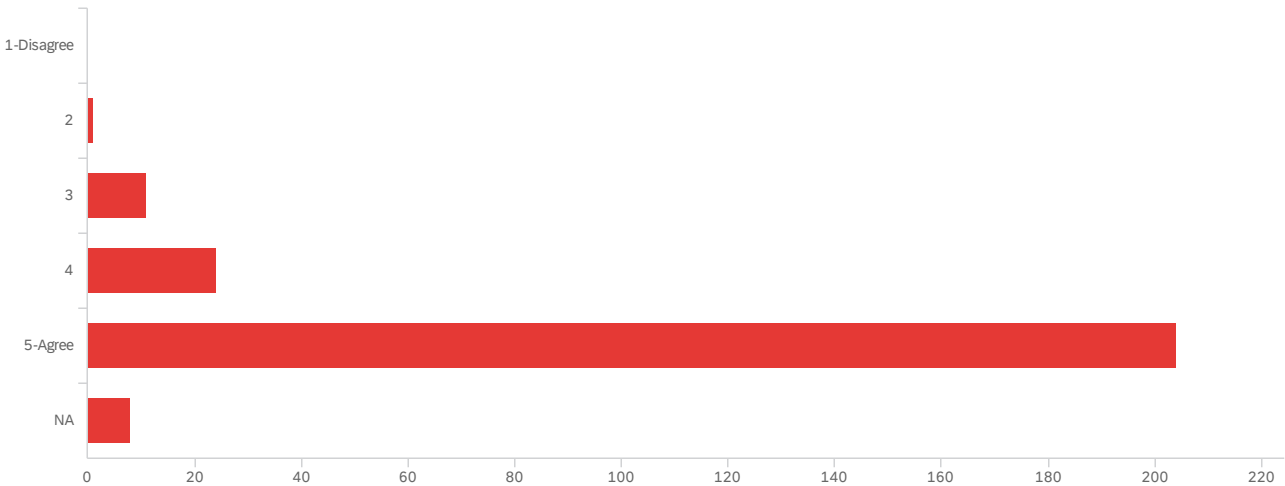
#	Field	Minimum	Maximum	Mean	Std Deviation	Variance	Count
1	The suggestions, comments, etc., given by the supervisor were productive.	2.00	6.00	4.79	0.60	0.36	248

#	Field	Choice	Count
1	1-Disagree	0.00%	0
2	2	1.21%	3
3	3	5.24%	13
4	4	7.26%	18
5	5-Agree	85.48%	212
6	NA	0.81%	2

248



Q10 - The supervisor recognized and allowed for pedagogical differences in his/her evaluation of the teacher candidate's performance.



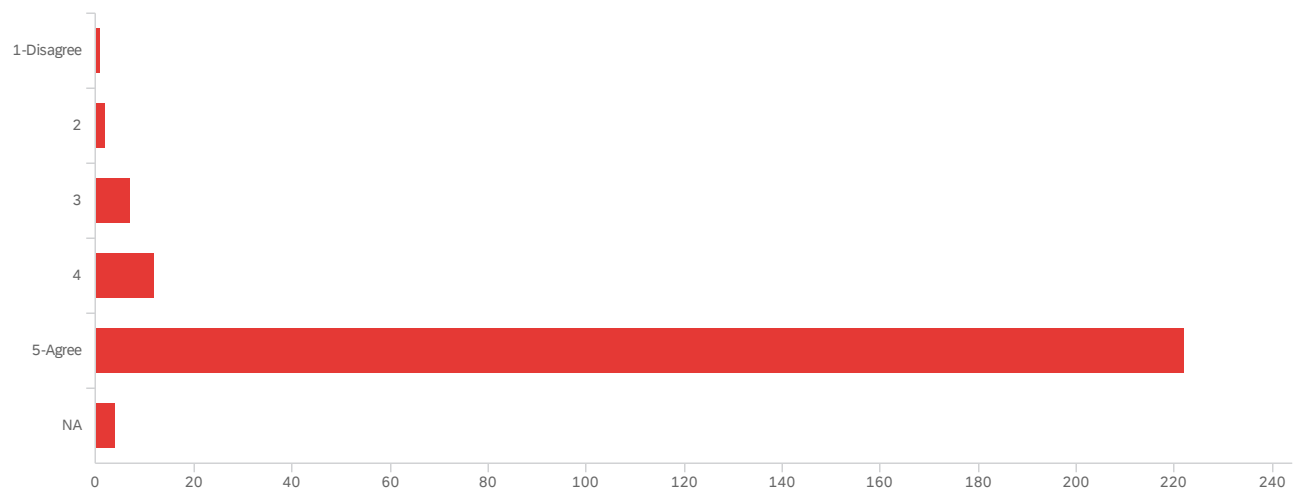
#	Field	Minimum	Maximum	Mean	Std Deviation	Variance	Count
1	The supervisor recognized and allowed for pedagogical differences in his/her evaluation of the teacher candidate's performance.	2.00	6.00	4.83	0.56	0.32	248

#	Field	Choice Count
1	1-Disagree	0.00% 0
2	2	0.40% 1
3	3	4.44% 11
4	4	9.68% 24
5	5-Agree	82.26% 204
6	NA	3.23% 8

248

Showing rows 1 - 7 of 7

Q11 - The supervisor was fair and objective in his/her evaluation of the teacher candidate's performance.



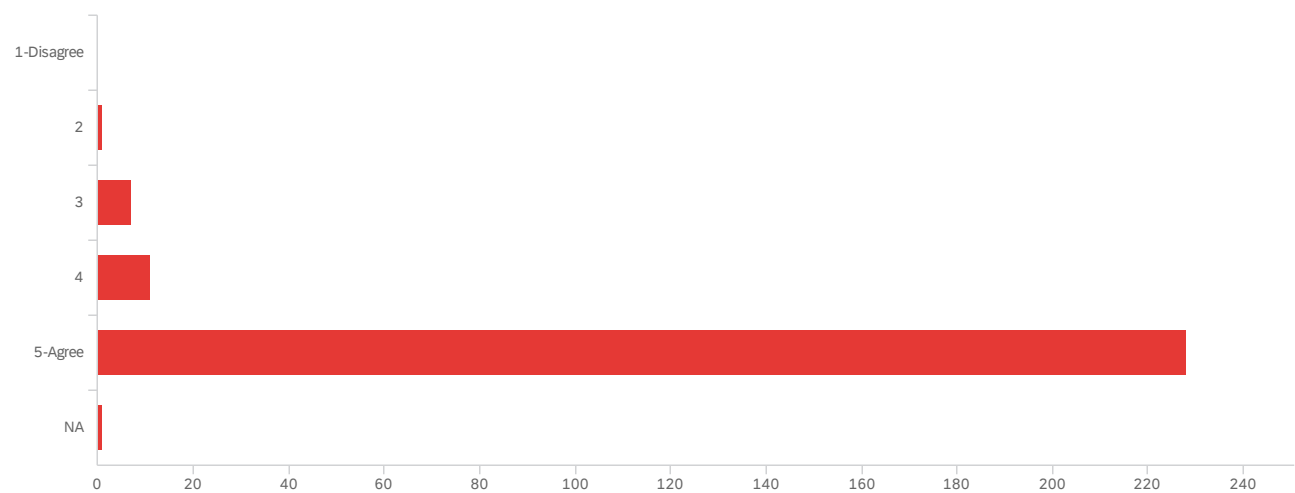
#	Field	Minimum	Maximum	Mean	Std Deviation	Variance	Count
1	The supervisor was fair and objective in his/her evaluation of the teacher candidate's performance.	1.00	6.00	4.87	0.55	0.30	248

#	Field	Choice	Count
1	1-Disagree	0.40%	1
2	2	0.81%	2
3	3	2.82%	7
4	4	4.84%	12
5	5-Agree	89.52%	222
6	NA	1.61%	4

248

Showing rows 1 - 7 of 7

Q12 - The supervisor showed genuine interest in dealing with the teacher candidate.

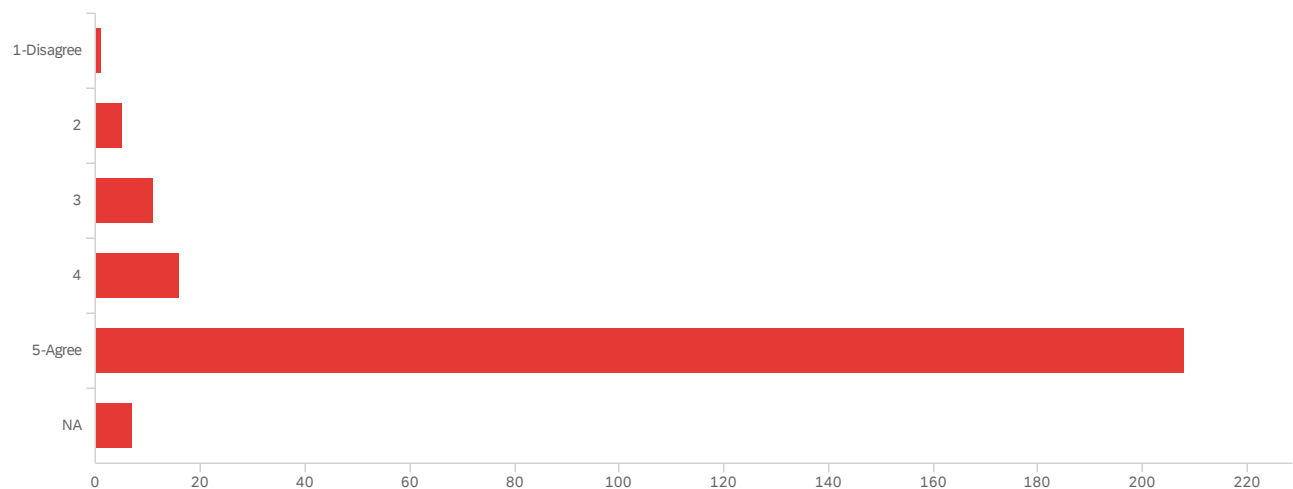


#	Field	Minimum	Maximum	Mean	Std Deviation	Variance	Count
1	The supervisor showed genuine interest in dealing with the teacher candidate.	2.00	6.00	4.89	0.43	0.19	248

#	Field	Choice Count
1	1-Disagree	0.00% 0
2	2	0.40% 1
3	3	2.82% 7
4	4	4.44% 11
5	5-Agree	91.94% 228
6	NA	0.40% 1

248

Q13 - The supervisor facilitated my role as a cooperating teacher by providing support and feedback to me if needed.



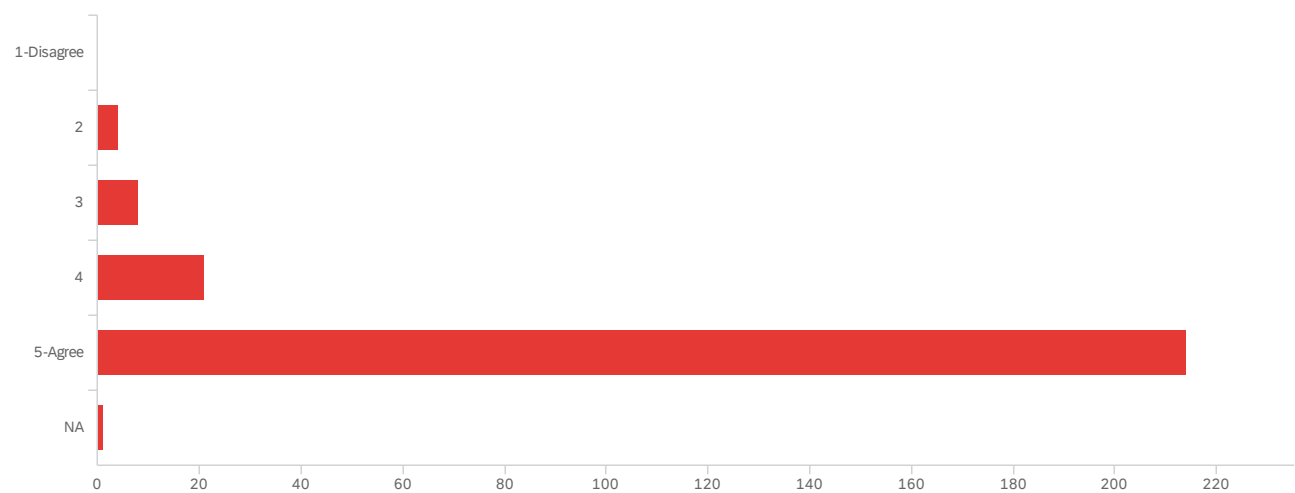
#	Field	Minimum	Maximum	Mean	Std Deviation	Variance	Count
1	The supervisor facilitated my role as a cooperating teacher by providing support and feedback to me if needed.	1.00	6.00	4.80	0.69	0.48	248

#	Field	Choice Count
1	1-Disagree	0.40% 1
2	2	2.02% 5
3	3	4.44% 11
4	4	6.45% 16
5	5-Agree	83.87% 208
6	NA	2.82% 7

248

Showing rows 1 - 7 of 7

Q14 - Overall, I would rate the UNK supervisor as effective and supportive.



#	Field	Minimum	Maximum	Mean	Std Deviation	Variance	Count
1	Overall, I would rate the UNK supervisor as effective and supportive.	2.00	6.00	4.81	0.57	0.33	248

#	Field	Choice Count
1	1-Disagree	0.00% 0
2	2	1.61% 4
3	3	3.23% 8
4	4	8.47% 21
5	5-Agree	86.29% 214
6	NA	0.40% 1

248

## Q15 - How many scheduled conferences did you have with the supervisor?

How many scheduled conferences did you have with the supervisor?

4

5

at least 5-6, maybe more

1

4

1

6

6

6

6

3-4

3

5

4

We met at the beginning of the semester to discuss my responsibilities.

3

5

5?

1

We met after each observation, so about 5-6 times.

6

1

How many scheduled conferences did you have with the supervisor?

1

1

2

1

5

4

4

several--I do not remember specifically

3

7

1

5

3

6

4

6

5

2

2 and then every time that she was in with Heath we would communicate

2

1

2

5

5

How many scheduled conferences did you have with the supervisor?

4 or 5

1, but there are 2 other cooperating teachers & he may have met with them.

5

2

5

1

2

5

0 - but she spoke to me in passing

2

2

1

2

5

4

0

1

Oh gosh! I lost track!!! 5 ish?!

2

Four

5 so far

2

1

5



How many scheduled conferences did you have with the supervisor?

0

two

2

2

4

3

2

4

5

5

1

6

I had 2, my student teacher had many more.

1

2

1

6

5 if I remember correctly

2

1

3

3

3

2

How many scheduled conferences did you have with the supervisor?

2

2

6

3

2

2

4

4

2

1-2

2

3

2

2

7

3

2

2

6

0

2

1

3

4

How many scheduled conferences did you have with the supervisor?

1

1

3

6

3

3

2 or 3

5

1

1

1

3

1

Spoke with him 6 times

1

3-4

2

1

3

3

unsure

6

3

3

How many scheduled conferences did you have with the supervisor?

2

3

3 - initial, midterm, and final

4

3

3

2

5

5

4

4

4

5

5

4

4

2

4

5

1

5

6

2

2

How many scheduled conferences did you have with the supervisor?

5

2

5

5

3

5

4

I had 4 - was at another meeting for one

1

1

2

3

6

2

2

1

3-4

5

2

6

5 - with teacher candidate

4

3

5

How many scheduled conferences did you have with the supervisor?

3

4

3

5

3

1

2-3

5

3

2

4

5

1

3

5

2

1

2

5

1

2

1

2

1

How many scheduled conferences did you have with the supervisor?

6

5

4

3

5

1

5

1

n/a

2

4-5

1

5

3

aprox 5 or 6

2

4

2

3 or 4

3

1

1

5

3

How many scheduled conferences did you have with the supervisor?

5

6

5

3

2

I only met with her 1 time, but my student teacher met with her at each visit.

3

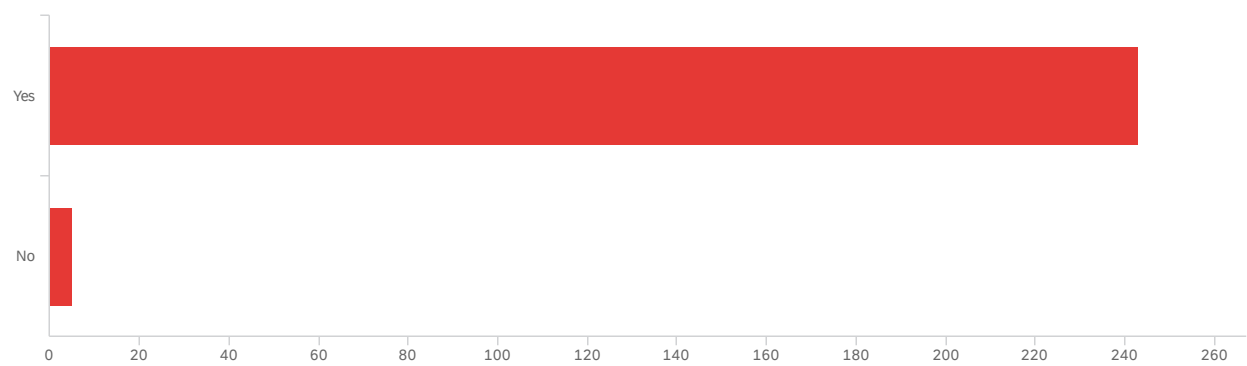
3

2

5



Q16 - I would be willing to work with this supervisor again.



#	Field	Minimum	Maximum	Mean	Std Deviation	Variance	Count
1	I would be willing to work with this supervisor again.	1.00	2.00	1.02	0.14	0.02	248

#	Field	Choice Count
1	Yes	97.98% 243
2	No	2.02% 5

248

Showing rows 1 - 3 of 3