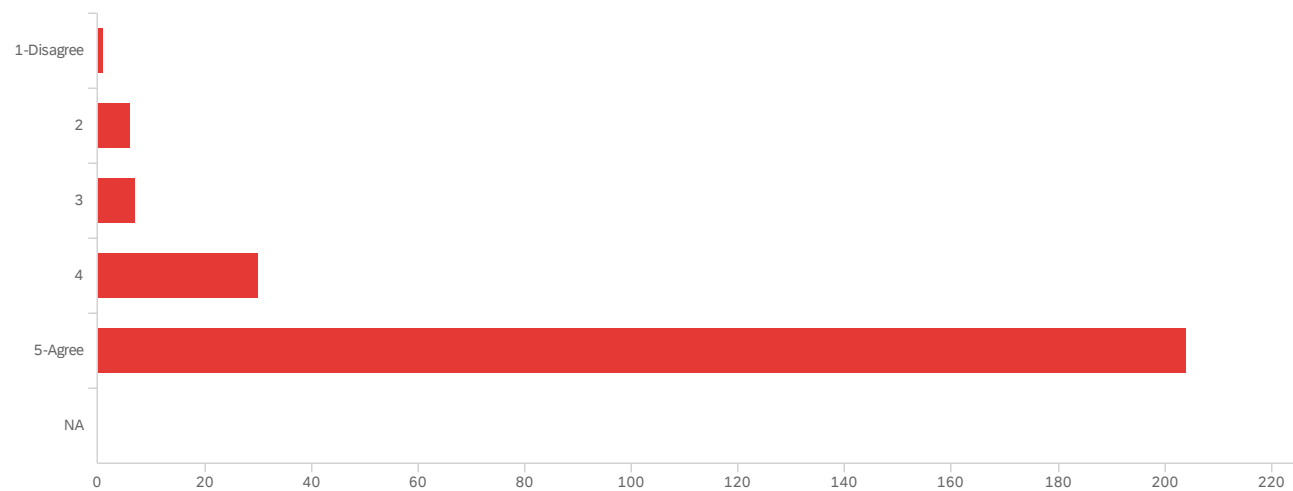


# Default Report

Cooperating Teacher Supervisor Survey

July 25, 2024 2:09 PM CDT

Q2 - The supervisor gave me an adequate explanation of my responsibilities.

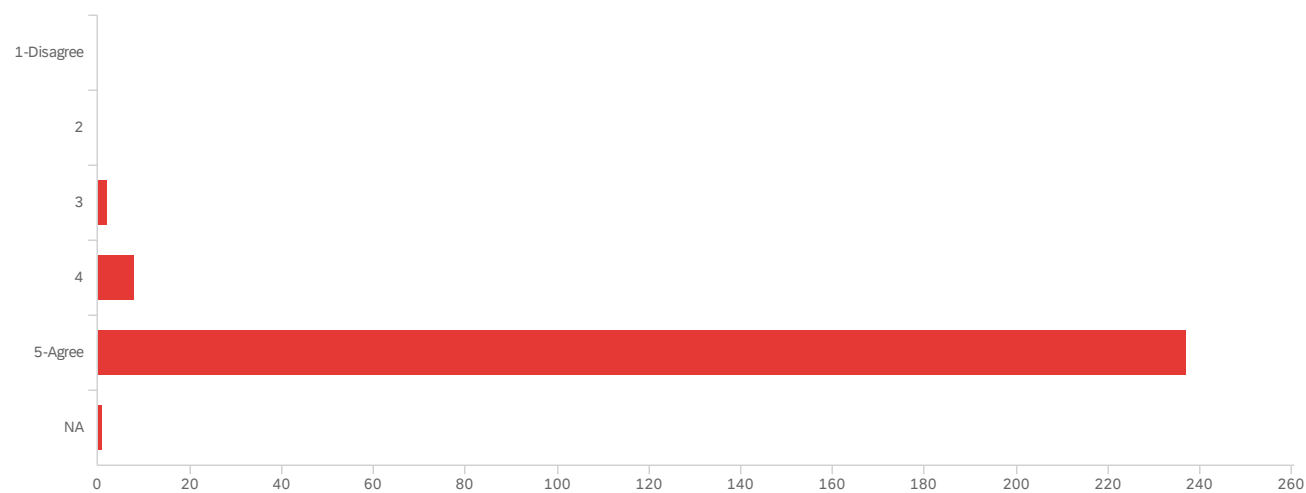


| # | Field  | Minimum | Maximum | Mean | Std Deviation | Variance | Count |
|---|--|---------|---------|------|---------------|----------|-------|
| 1 | The supervisor gave me an adequate explanation of my responsibilities. | 1.00    | 5.00    | 4.73 | 0.67          | 0.45     | 248   |

| # | Field      | Choice Count |
|---|------------|--------------|
| 1 | 1-Disagree | 0.40% 1      |
| 2 | 2          | 2.42% 6      |
| 3 | 3          | 2.82% 7      |
| 4 | 4          | 12.10% 30    |
| 5 | 5-Agree    | 82.26% 204   |
| 6 | NA         | 0.00% 0      |

248

Q3 - The supervisor visited the teacher candidate as scheduled.

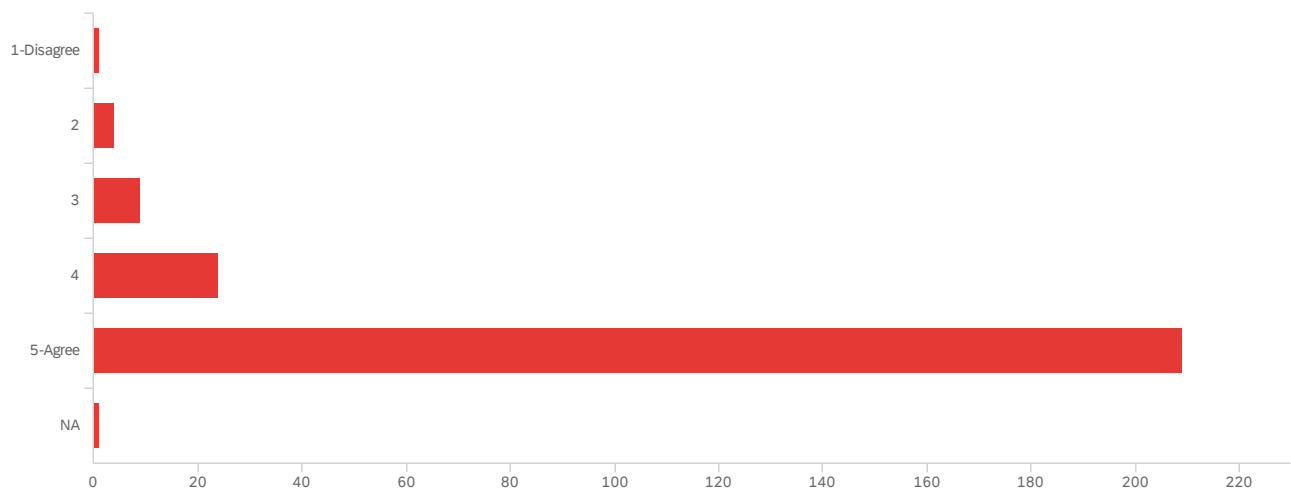


| # | Field  | Minimum | Maximum | Mean | Std Deviation | Variance | Count |
|---|--|---------|---------|------|---------------|----------|-------|
| 1 | The supervisor visited the teacher candidate as scheduled. | 3.00    | 6.00    | 4.96 | 0.26          | 0.07     | 248   |

| # | Field      | Choice Count |
|---|------------|--------------|
| 1 | 1-Disagree | 0.00% 0      |
| 2 | 2          | 0.00% 0      |
| 3 | 3          | 0.81% 2      |
| 4 | 4          | 3.23% 8      |
| 5 | 5-Agree    | 95.56% 237   |
| 6 | NA         | 0.40% 1      |

248

Q4 - I felt that the supervisor spent sufficient time during visits to gain understanding of the school situation and the teacher candidate's performance.

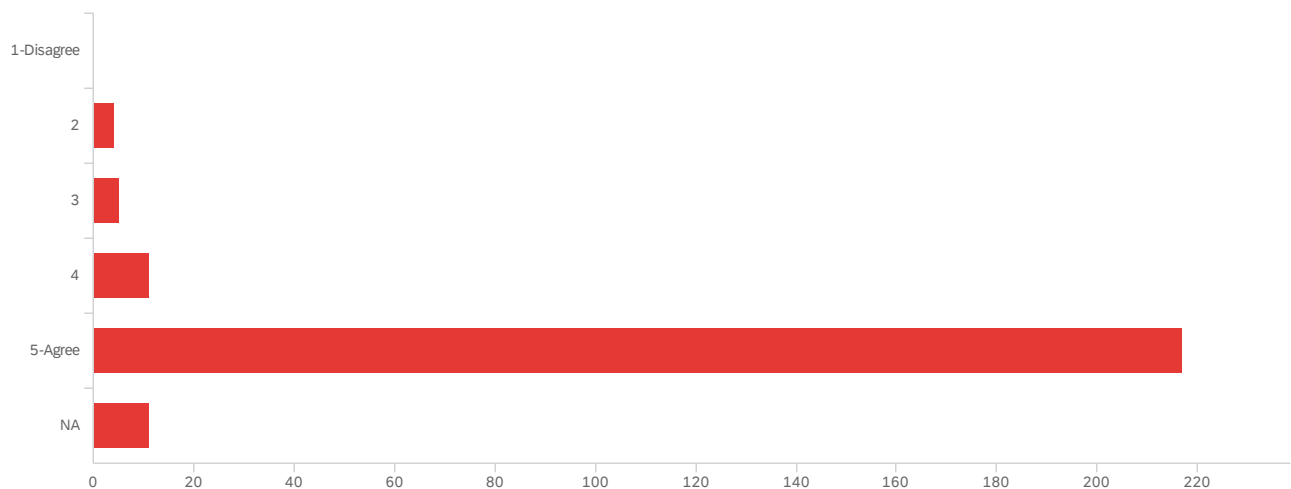


| # | Field   | Minimum | Maximum | Mean | Std Deviation | Variance | Count |
|---|---|---------|---------|------|---------------|----------|-------|
| 1 | I felt that the supervisor spent sufficient time during visits to gain understanding of the school situation and the teacher candidate's performance. | 1.00    | 6.00    | 4.77 | 0.63          | 0.40     | 248   |

| # | Field      | Choice | Count |
|---|------------|--------|-------|
| 1 | 1-Disagree | 0.40%  | 1     |
| 2 | 2          | 1.61%  | 4     |
| 3 | 3          | 3.63%  | 9     |
| 4 | 4          | 9.68%  | 24    |
| 5 | 5-Agree    | 84.27% | 209   |
| 6 | NA         | 0.40%  | 1     |

248

Q5 - If I had any concerns or problems related to the teacher candidate, I felt comfortable discussing them with the supervisor.



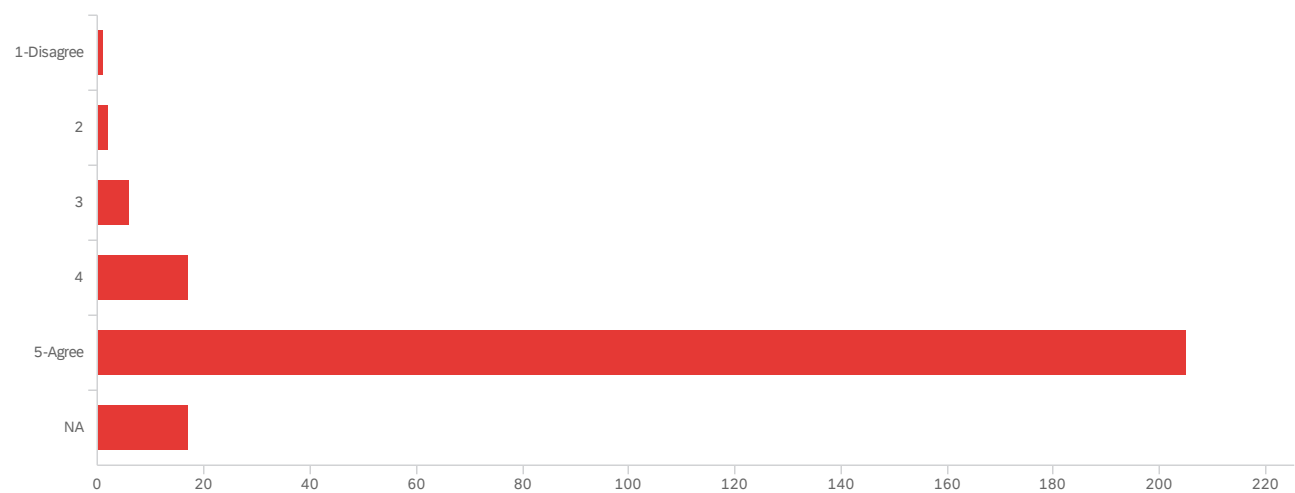
| # | Field   | Minimum | Maximum | Mean | Std Deviation | Variance | Count |
|---|---|---------|---------|------|---------------|----------|-------|
| 1 | If I had any concerns or problems related to the teacher candidate, I felt comfortable discussing them with the supervisor. | 2.00    | 6.00    | 4.91 | 0.55          | 0.31     | 248   |

| # | Field      | Choice | Count |
|---|------------|--------|-------|
| 1 | 1-Disagree | 0.00%  | 0     |
| 2 | 2          | 1.61%  | 4     |
| 3 | 3          | 2.02%  | 5     |
| 4 | 4          | 4.44%  | 11    |
| 5 | 5-Agree    | 87.50% | 217   |
| 6 | NA         | 4.44%  | 11    |

248

Showing rows 1 - 7 of 7

Q6 - The supervisor was accessible to discuss any special problems or concerns.

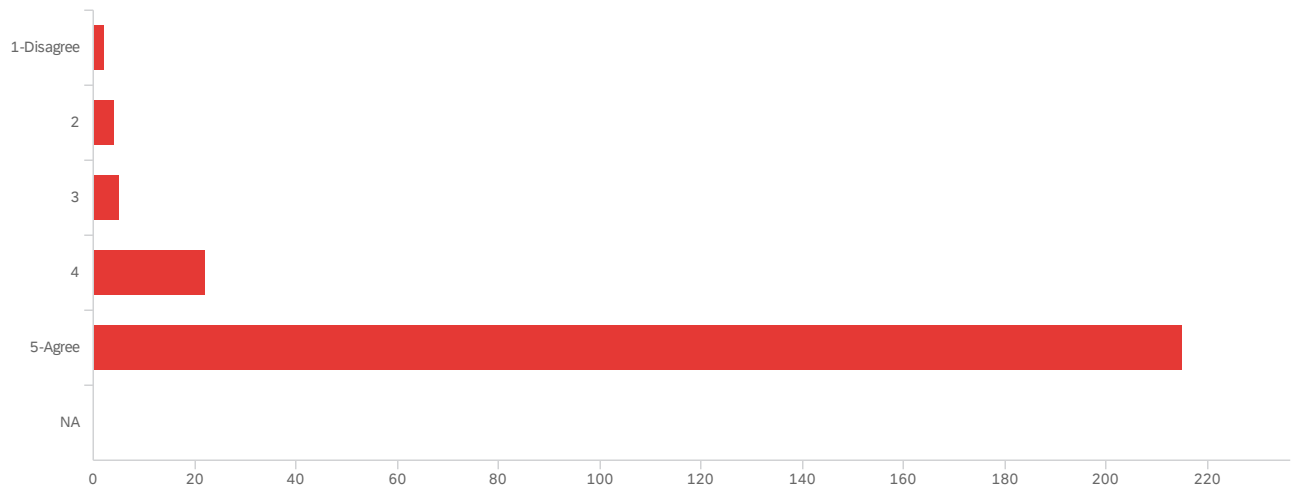


| # | Field  | Minimum | Maximum | Mean | Std Deviation | Variance | Count |
|---|--|---------|---------|------|---------------|----------|-------|
| 1 | The supervisor was accessible to discuss any special problems or concerns. | 1.00    | 6.00    | 4.91 | 0.60          | 0.36     | 248   |

| # | Field      | Choice Count |
|---|------------|--------------|
| 1 | 1-Disagree | 0.40% 1      |
| 2 | 2          | 0.81% 2      |
| 3 | 3          | 2.42% 6      |
| 4 | 4          | 6.85% 17     |
| 5 | 5-Agree    | 82.66% 205   |
| 6 | NA         | 6.85% 17     |

248

Q7 - The supervisor was able to communicate effectively with the teacher candidate and myself.



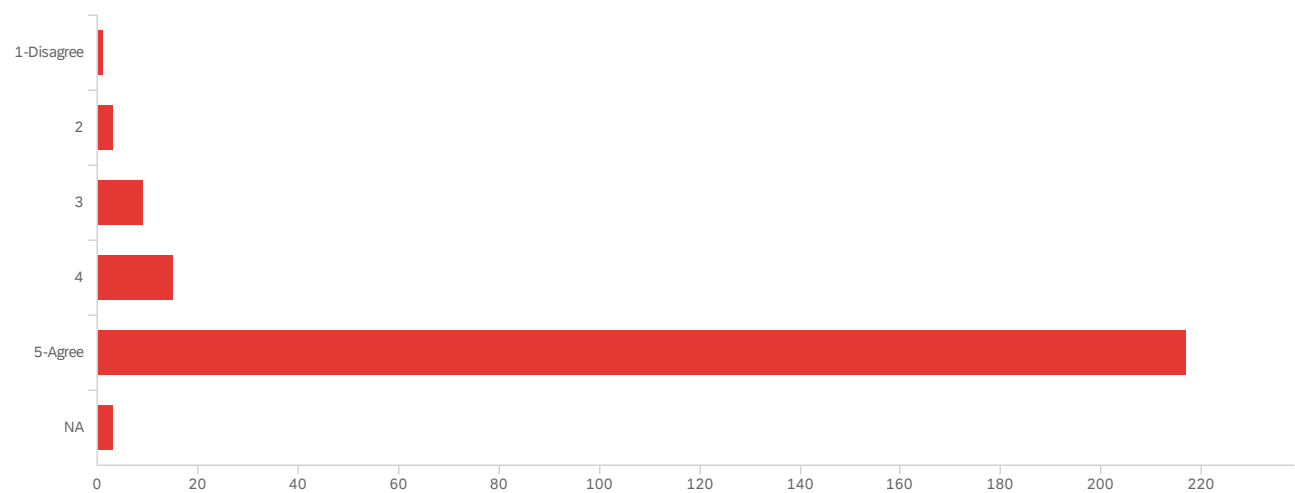
| # | Field   | Minimum | Maximum | Mean | Std Deviation | Variance | Count |
|---|---|---------|---------|------|---------------|----------|-------|
| 1 | The supervisor was able to communicate effectively with the teacher candidate and myself. | 1.00    | 5.00    | 4.79 | 0.63          | 0.40     | 248   |

| # | Field      | Choice | Count |
|---|------------|--------|-------|
| 1 | 1-Disagree | 0.81%  | 2     |
| 2 | 2          | 1.61%  | 4     |
| 3 | 3          | 2.02%  | 5     |
| 4 | 4          | 8.87%  | 22    |
| 5 | 5-Agree    | 86.69% | 215   |
| 6 | NA         | 0.00%  | 0     |

248

Showing rows 1 - 7 of 7

Q8 - All conferences I had with the supervisor were productive.

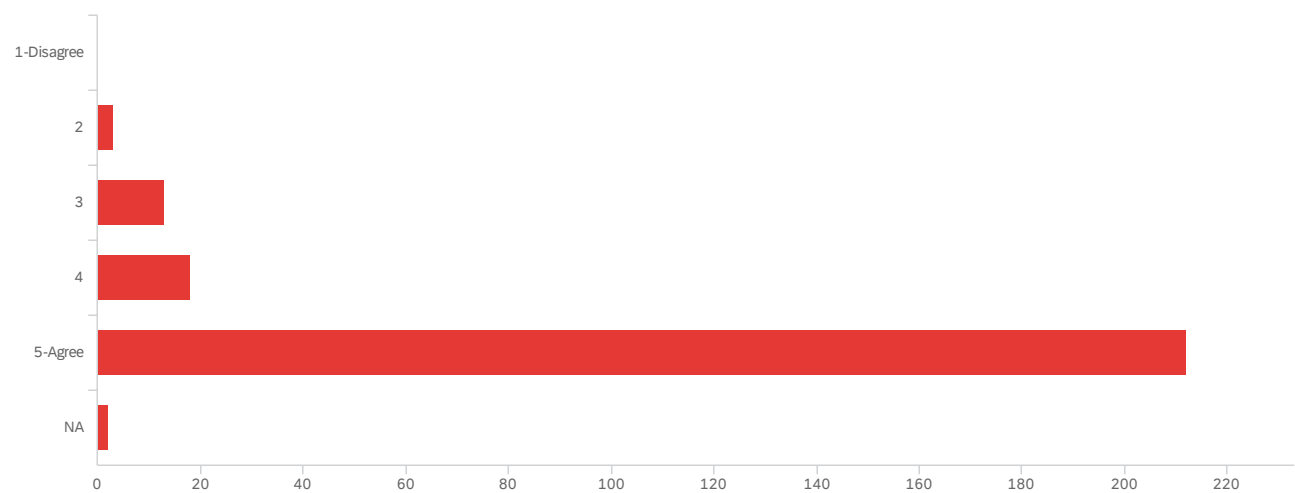


| # | Field  | Minimum | Maximum | Mean | Std Deviation | Variance | Count |
|---|--|---------|---------|------|---------------|----------|-------|
| 1 | All conferences I had with the supervisor were productive. | 1.00    | 6.00    | 4.83 | 0.60          | 0.36     | 248   |

| # | Field      | Choice Count |
|---|------------|--------------|
| 1 | 1-Disagree | 0.40% 1      |
| 2 | 2          | 1.21% 3      |
| 3 | 3          | 3.63% 9      |
| 4 | 4          | 6.05% 15     |
| 5 | 5-Agree    | 87.50% 217   |
| 6 | NA         | 1.21% 3      |

248

Q9 - The suggestions, comments, etc., given by the supervisor were productive.



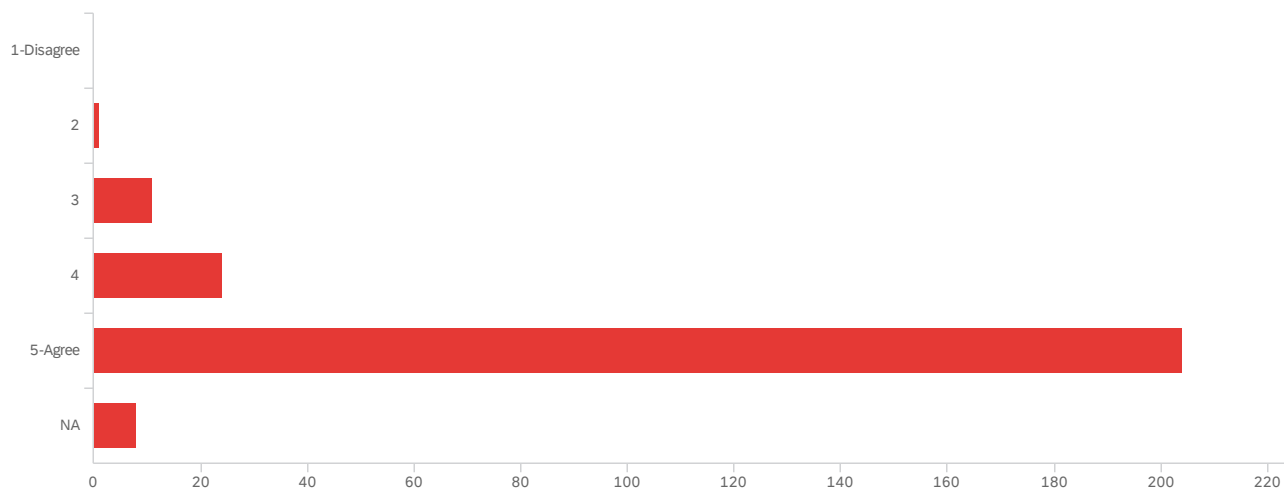
| # | Field   | Minimum | Maximum | Mean | Std Deviation | Variance | Count |
|---|---|---------|---------|------|---------------|----------|-------|
| 1 | The suggestions, comments, etc., given by the supervisor were productive. | 2.00    | 6.00    | 4.79 | 0.60          | 0.36     | 248   |

| # | Field      | Choice | Count |
|---|------------|--------|-------|
| 1 | 1-Disagree | 0.00%  | 0     |
| 2 | 2          | 1.21%  | 3     |
| 3 | 3          | 5.24%  | 13    |
| 4 | 4          | 7.26%  | 18    |
| 5 | 5-Agree    | 85.48% | 212   |
| 6 | NA         | 0.81%  | 2     |

248



Q10 - The supervisor recognized and allowed for pedagogical differences in his/her evaluation of the teacher candidate's performance.



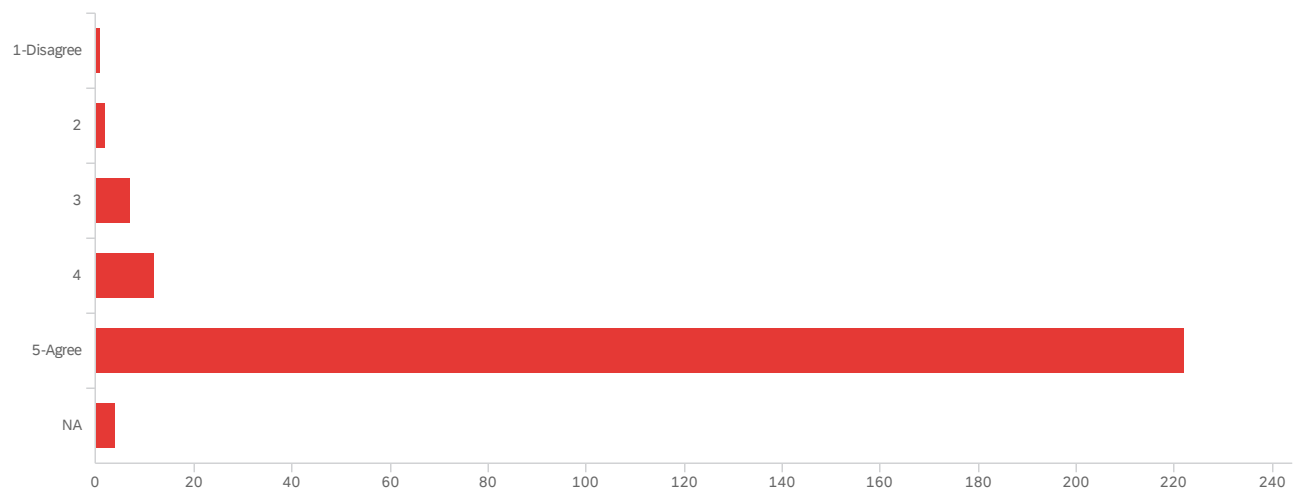
| # | Field   | Minimum | Maximum | Mean | Std Deviation | Variance | Count |
|---|---|---------|---------|------|---------------|----------|-------|
| 1 | The supervisor recognized and allowed for pedagogical differences in his/her evaluation of the teacher candidate's performance. | 2.00    | 6.00    | 4.83 | 0.56          | 0.32     | 248   |

| # | Field      | Choice | Count |
|---|------------|--------|-------|
| 1 | 1-Disagree | 0.00%  | 0     |
| 2 | 2          | 0.40%  | 1     |
| 3 | 3          | 4.44%  | 11    |
| 4 | 4          | 9.68%  | 24    |
| 5 | 5-Agree    | 82.26% | 204   |
| 6 | NA         | 3.23%  | 8     |

248

Showing rows 1 - 7 of 7

Q11 - The supervisor was fair and objective in his/her evaluation of the teacher candidate's performance.



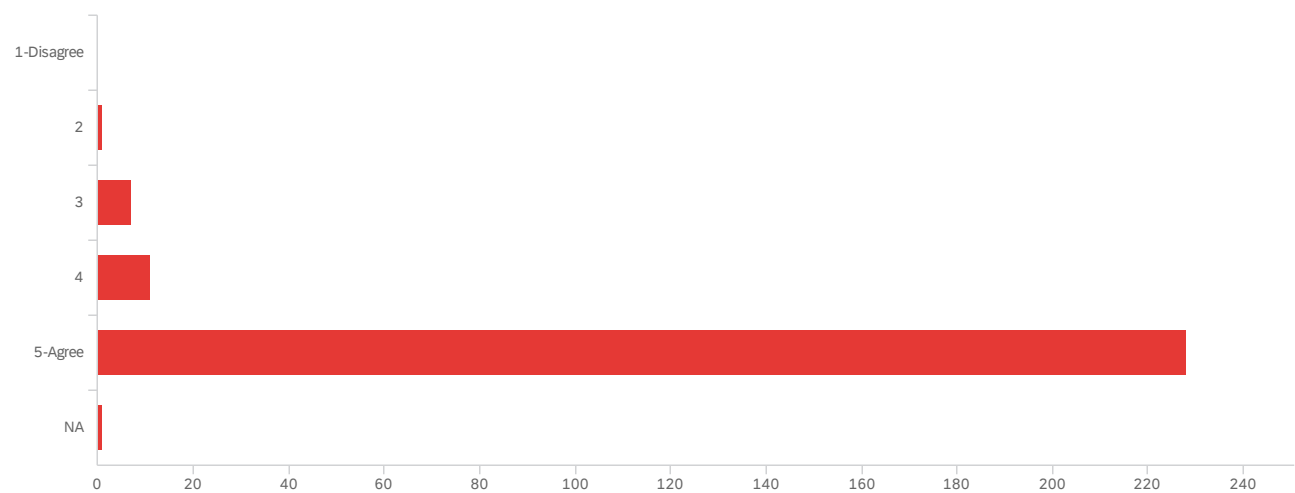
| # | Field   | Minimum | Maximum | Mean | Std Deviation | Variance | Count |
|---|---|---------|---------|------|---------------|----------|-------|
| 1 | The supervisor was fair and objective in his/her evaluation of the teacher candidate's performance. | 1.00    | 6.00    | 4.87 | 0.55          | 0.30     | 248   |

| # | Field      | Choice Count |
|---|------------|--------------|
| 1 | 1-Disagree | 0.40% 1      |
| 2 | 2          | 0.81% 2      |
| 3 | 3          | 2.82% 7      |
| 4 | 4          | 4.84% 12     |
| 5 | 5-Agree    | 89.52% 222   |
| 6 | NA         | 1.61% 4      |

248

Showing rows 1 - 7 of 7

Q12 - The supervisor showed genuine interest in dealing with the teacher candidate.

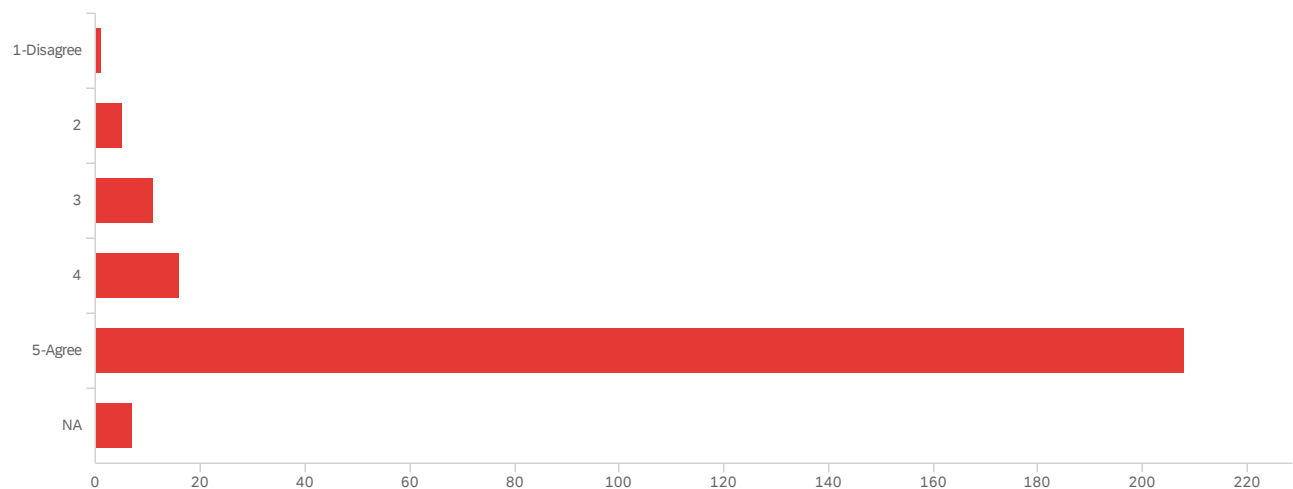


| # | Field   | Minimum | Maximum | Mean | Std Deviation | Variance | Count |
|---|---|---------|---------|------|---------------|----------|-------|
| 1 | The supervisor showed genuine interest in dealing with the teacher candidate. | 2.00    | 6.00    | 4.89 | 0.43          | 0.19     | 248   |

| # | Field      | Choice Count |
|---|------------|--------------|
| 1 | 1-Disagree | 0.00% 0      |
| 2 | 2          | 0.40% 1      |
| 3 | 3          | 2.82% 7      |
| 4 | 4          | 4.44% 11     |
| 5 | 5-Agree    | 91.94% 228   |
| 6 | NA         | 0.40% 1      |

248

Q13 - The supervisor facilitated my role as a cooperating teacher by providing support and feedback to me if needed.



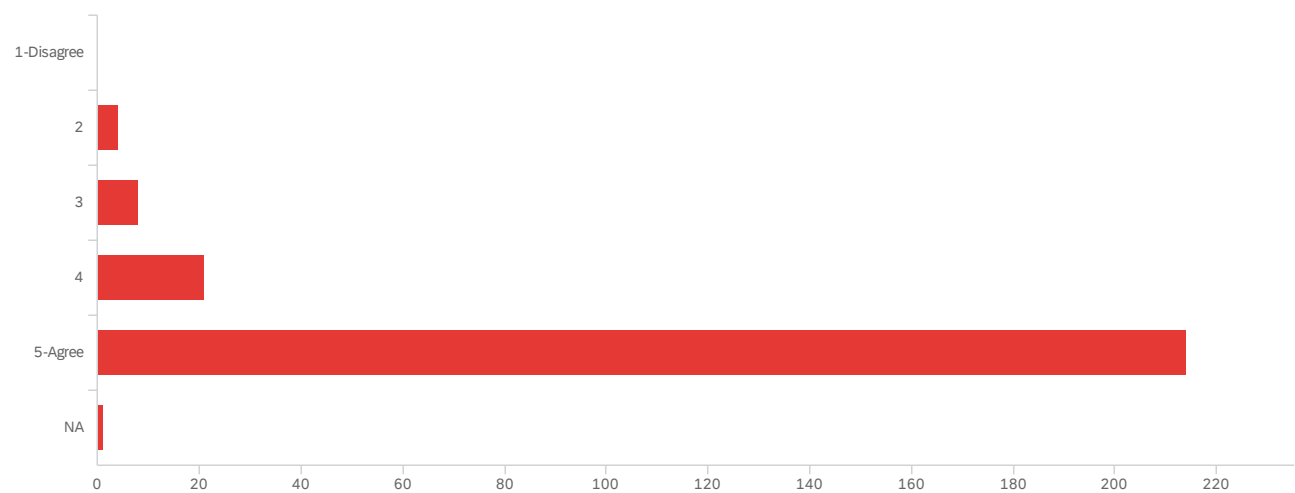
| # | Field  | Minimum | Maximum | Mean | Std Deviation | Variance | Count |
|---|--|---------|---------|------|---------------|----------|-------|
| 1 | The supervisor facilitated my role as a cooperating teacher by providing support and feedback to me if needed. | 1.00    | 6.00    | 4.80 | 0.69          | 0.48     | 248   |

| # | Field      | Choice | Count |
|---|------------|--------|-------|
| 1 | 1-Disagree | 0.40%  | 1     |
| 2 | 2          | 2.02%  | 5     |
| 3 | 3          | 4.44%  | 11    |
| 4 | 4          | 6.45%  | 16    |
| 5 | 5-Agree    | 83.87% | 208   |
| 6 | NA         | 2.82%  | 7     |

248

Showing rows 1 - 7 of 7

Q14 - Overall, I would rate the UNK supervisor as effective and supportive.



| # | Field   | Minimum | Maximum | Mean | Std Deviation | Variance | Count |
|---|---|---------|---------|------|---------------|----------|-------|
| 1 | Overall, I would rate the UNK supervisor as effective and supportive. | 2.00    | 6.00    | 4.81 | 0.57          | 0.33     | 248   |

| # | Field      | Choice Count |
|---|------------|--------------|
| 1 | 1-Disagree | 0.00% 0      |
| 2 | 2          | 1.61% 4      |
| 3 | 3          | 3.23% 8      |
| 4 | 4          | 8.47% 21     |
| 5 | 5-Agree    | 86.29% 214   |
| 6 | NA         | 0.40% 1      |

248

## Q15 - How many scheduled conferences did you have with the supervisor?

How many scheduled conferences did you have with the supervisor?

4

5

at least 5-6, maybe more

1

4

1

6

6

6

6

3-4

3

5

4

We met at the beginning of the semester to discuss my responsibilities.

3

5

5?

1

We met after each observation, so about 5-6 times.

6

1

How many scheduled conferences did you have with the supervisor?

1

1

2

1

5

4

4

several--I do not remember specifically

3

7

1

5

3

6

4

6

5

2

2 and then every time that she was in with Heath we would communicate

2

1

2

5

5

How many scheduled conferences did you have with the supervisor?

4 or 5

1, but there are 2 other cooperating teachers & he may have met with them.

5

2

5

1

2

5

0 - but she spoke to me in passing

2

2

1

2

5

4

0

1

Oh gosh! I lost track!!! 5 ish?!

2

Four

5 so far

2

1

5



How many scheduled conferences did you have with the supervisor?

0

two

2

2

4

3

2

4

5

5

1

6

I had 2, my student teacher had many more.

1

2

1

6

5 if I remember correctly

2

1

3

3

3

2

How many scheduled conferences did you have with the supervisor?

2

2

6

3

2

2

4

4

2

1-2

2

3

2

2

7

3

2

2

6

0

2

1

3

4

How many scheduled conferences did you have with the supervisor?

1

1

3

6

3

3

2 or 3

5

1

1

1

3

1

Spoke with him 6 times

1

3-4

2

1

3

3

unsure

6

3

3

How many scheduled conferences did you have with the supervisor?

2

3

3 - initial, midterm, and final

4

3

3

2

5

5

4

4

4

5

5

4

4

2

4

5

1

5

6

2

2

How many scheduled conferences did you have with the supervisor?

5

2

5

5

3

5

4

I had 4 - was at another meeting for one

1

1

2

3

6

2

2

1

3-4

5

2

6

5 - with teacher candidate

4

3

5

How many scheduled conferences did you have with the supervisor?

3

4

3

5

3

1

2-3

5

3

2

4

5

1

3

5

2

1

2

5

1

2

1

2

1

How many scheduled conferences did you have with the supervisor?

6

5

4

3

5

1

5

1

n/a

2

4-5

1

5

3

aprox 5 or 6

2

4

2

3 or 4

3

1

1

5

3

How many scheduled conferences did you have with the supervisor?

5

6

5

3

2

I only met with her 1 time, but my student teacher met with her at each visit.

3

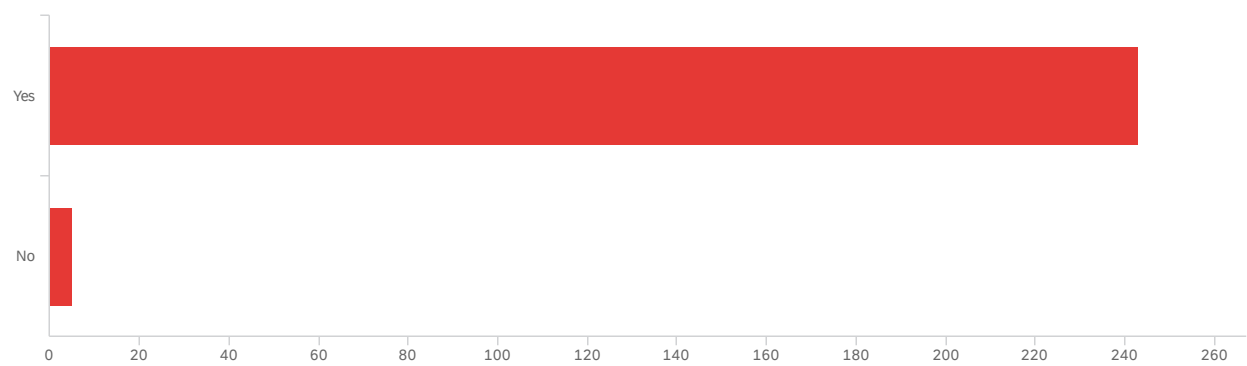
3

2

5



Q16 - I would be willing to work with this supervisor again.



| # | Field  | Minimum | Maximum | Mean | Std Deviation | Variance | Count |
|---|--|---------|---------|------|---------------|----------|-------|
| 1 | I would be willing to work with this supervisor again. | 1.00    | 2.00    | 1.02 | 0.14          | 0.02     | 248   |

| # | Field | Choice Count |
|---|-------|--------------|
| 1 | Yes   | 97.98% 243   |
| 2 | No    | 2.02% 5      |

248

Showing rows 1 - 3 of 3