



NSSE 2019 Topical Module Report

Academic Advising

University of Nebraska at Kearney

This page intentionally left blank.

About This Topical Module

This module examines students' experiences with academic advising, including frequency, accessibility, and types of information provided. It also asks students to identify their primary source of advice. The module complements a question on the core survey about the quality of students' interactions with academic advisors. Complementary FSSE set available.

Comparison Group

This section summarizes how this module's comparison group was identified, including selection criteria and whether the default option was taken. This is followed by the resulting list of institutions represented in the 'Academic Advising' column of this report.

Group label	Academic Advising
Date submitted	Not applicable; comparison group not customized.
How was this comparison group constructed?	Your institution did not customize this comparison group; the default group (all module participants) was used.
Group description	Default comparison group

Academic Advising (N=220)

Acadia University (Wolfville, NS)	Cheyney University of Pennsylvania (Cheyney, PA)
Adams State University (Alamosa, CO)*	Clarion University of Pennsylvania (Clarion, PA)
Adelphi University (Garden City, NY)	Clarke University (Dubuque, IA)
Adrian College (Adrian, MI)*	Clayton State University (Morrow, GA)
AdventHealth University (Orlando, FL)	College of New Jersey, The (Ewing, NJ)*
Alaska Pacific University (Anchorage, AK)	Colorado Mesa University (Grand Junction, CO)
Alberta College of Art + Design (Calgary, AB)	Colorado State University-Pueblo (Pueblo, CO)*
Appalachian State University (Boone, NC)*	Columbia Southern University (Orange Beach, AL)
Auburn University at Montgomery (Montgomery, AL)*	Concordia College at Moorhead (Moorhead, MN)*
Avila University (Kansas City, MO)*	Connecticut College (New London, CT)
Bacone College (Muskogee, OK)*	Cornell College (Mount Vernon, IA)*
Ball State University (Muncie, IN)*	Crown College (Saint Bonifacius, MN)
Bemidji State University (Bemidji, MN)	CUNY Herbert H. Lehman College (Bronx, NY)
Berklee College of Music (Boston, MA)	CUNY Medgar Evers College (Brooklyn, NY)
Bloomsburg University of Pennsylvania (Bloomsburg, PA)	Curry College (Milton, MA)*
Boise State University (Boise, ID)*	D'Youville College (Buffalo, NY)
Boston University (Boston, MA)*	Dakota State University (Madison, SD)*
Bradley University (Peoria, IL)*	Dixie State University (Saint George, UT)
Bridgewater College (Bridgewater, VA)*	Doane University (Crete, NE)*
California State University, Fullerton (Fullerton, CA)*	Dominican University (River Forest, IL)
California State University, Northridge (Northridge, CA)	Drury University (Springfield, MO)*
California State University, San Bernardino (San Bernardino, CA)*	East Central University (Ada, OK)
California University of Pennsylvania (California, PA)	East Stroudsburg University of Pennsylvania (East Stroudsburg, PA)
Canisius College (Buffalo, NY)	Edinboro University of Pennsylvania (Edinboro, PA)
Carroll University (Waukesha, WI)	Elizabeth City State University (Elizabeth City, NC)
Catholic University of America, The (Washington, DC)	Fairmont State University (Fairmont, WV)
Cedarville University (Cedarville, OH)*	Fayetteville State University (Fayetteville, NC)
Central College (Pella, IA)	Florida International University (Miami, FL)*

Central Connecticut State University (New Britain, CT)
Central Michigan University (Mount Pleasant, MI)

Franklin College (Franklin, IN)*
Furman University (Greenville, SC)*

*2018 participant

Academic Advising (N=220), continued

George Mason University (Fairfax, VA)*
George Washington University (Washington, DC)*
Graceland University-Lamoni (Lamoni, IA)
Grove City College (Grove City, PA)*
Gustavus Adolphus College (Saint Peter, MN)
Hardin-Simmons University (Abilene, TX)
Hastings College (Hastings, NE)*
Henderson State University (Arkadelphia, AR)
Indiana Institute of Technology (Fort Wayne, IN)*
Indiana University Bloomington (Bloomington, IN)*
Indiana University Northwest (Gary, IN)*
Indiana University of Pennsylvania (Indiana, PA)
Indiana University Southeast (New Albany, IN)*
Iona College (New Rochelle, NY)
Jackson State University (Jackson, MS)
Judson College (Marion, AL)
Kean University (Union, NJ)
Keene State College (Keene, NH)
Kutztown University of Pennsylvania (Kutztown, PA)
La Sierra University (Riverside, CA)
Lafayette College (Easton, PA)*
Lake Erie College (Painesville, OH)*
Lamar University (Beaumont, TX)
Lebanon Valley College (Annville, PA)
Lehigh University (Bethlehem, PA)*
Lenoir-Rhyne University (Hickory, NC)*
Lewis & Clark College (Portland, OR)*
LIM College (New York, NY)
Lincoln College (Lincoln, IL)
Lincoln Memorial University (Harrogate, TN)*
Lindenwood University (Saint Charles, MO)*
Lipscomb University (Nashville, TN)
Lock Haven University (Lock Haven, PA)
Madonna University (Livonia, MI)*
Manhattan College (Riverdale, NY)*
Mansfield University of Pennsylvania (Mansfield, PA)
Maranatha Baptist University (Watertown, WI)
Marian University (Indianapolis, IN)
Marshall University (Huntington, WV)*
Massachusetts College of Liberal Arts (North Adams, MA)*
McNeese State University (Lake Charles, LA)*
Michigan Technological University (Houghton, MI)*
Middle Tennessee State University (Murfreesboro, TN)
Midway University (Midway, KY)
Millersville University of Pennsylvania (Millersville, PA)
Millikin University (Decatur, IL)*
Monmouth College (Monmouth, IL)*
Montana State University Billings (Billings, MT)
Montana Tech of the University of Montana (Butte, MT)*
Morningside College (Sioux City, IA)*
Mount Mercy University (Cedar Rapids, IA)
Mount Saint Mary College (Newburgh, NY)*
Mount St. Joseph University (Cincinnati, OH)*
Murray State University (Murray, KY)*
Nevada State College (Henderson, NV)
New Mexico Highlands University (Las Vegas, NM)
Newman University (Wichita, KS)*
Nicholls State University (Thibodaux, LA)*
Northeastern Illinois University (Chicago, IL)*
Northern Kentucky University (Highland Heights, KY)*
Northern Michigan University (Marquette, MI)*
Northwest Missouri State University (Maryville, MO)
Oglala Lakota College (Kyle, SD)
Ohio Northern University (Ada, OH)*
Ohio State University-Lima Campus (Lima, OH)
Ohio State University, The (Columbus, OH)
Ohio Wesleyan University (Delaware, OH)
Oklahoma Christian University (Edmond, OK)*
Oklahoma City University (Oklahoma City, OK)*
Olin College of Engineering (Needham, MA)
Oregon Institute of Technology (Klamath Falls, OR)*
Pace University (New York, NY)*
Pitzer College (Claremont, CA)
Point Park University (Pittsburgh, PA)
Pratt Institute (Brooklyn, NY)*
Purdue University Northwest (Hammond, IN)*
Quest University Canada (Squamish, BC)
Rhode Island College (Providence, RI)*
Rider University (Lawrenceville, NJ)
Robert Morris University (Moon Township, PA)*
Rochester Institute of Technology (Rochester, NY)
Rockford University (Rockford, IL)*
Rollins College (Winter Park, FL)*
Rose-Hulman Institute of Technology (Terre Haute, IN)*
Saint Martin's University (Lacey, WA)
Seton Hall University (South Orange, NJ)
Shippensburg University of Pennsylvania (Shippensburg, PA)
Siena College (Loudonville, NY)*
Siena Heights University (Adrian, MI)*
Simmons University (Boston, MA)
Slippery Rock University of Pennsylvania (Slippery Rock, PA)
Southern Arkansas University (Magnolia, AR)*
Southern Connecticut State University (New Haven, CT)
Southern Virginia University (Buena Vista, VA)*
Southwest Minnesota State University (Marshall, MN)
Southwestern Oklahoma State University (Weatherford, OK)
Spelman College (Atlanta, GA)
St. Edward's University (Austin, TX)
St. Francis College (Brooklyn Heights, NY)*
St. Olaf College (Northfield, MN)*
St. Thomas University (Miami Gardens, FL)
Stephen F. Austin State University (Nacogdoches, TX)
Texas Christian University (Fort Worth, TX)
Texas Lutheran University (Seguin, TX)*
Texas Southern University (Houston, TX)*
Texas Wesleyan University (Fort Worth, TX)*
Thiel College (Greenville, PA)*
Trinity University (San Antonio, TX)*
Troy University (Troy, AL)
Tyndale University College (Toronto, ON)
University of Alabama in Huntsville, The (Huntsville, AL)
University of Alaska Fairbanks (Fairbanks, AK)
University of Baltimore, The (Baltimore, MD)
University of Bridgeport (Bridgeport, CT)*
University of Colorado Denver (Denver, CO)
University of Connecticut (Storrs, CT)*

Academic Advising (N=220), continued

University of Hartford (West Hartford, CT)
University of Houston-Downtown (Houston, TX)
University of Houston-Victoria (Victoria, TX)
University of Kansas (Lawrence, KS)*
University of Kentucky (Lexington, KY)
University of Massachusetts Lowell (Lowell, MA)
University of Memphis (Memphis, TN)
University of Mount Union (Alliance, OH)
University of New Haven (West Haven, CT)
University of North Carolina at Charlotte (Charlotte, NC)*
University of North Georgia (Dahlonega, GA)*
University of Northern Colorado (Greeley, CO)
University of Oregon (Eugene, OR)
University of Pittsburgh-Bradford (Bradford, PA)*
University of Providence (Great Falls, MT)*
University of Redlands (Redlands, CA)*
University of Rhode Island (Kingston, RI)
University of South Dakota (Vermillion, SD)*
University of Southern Mississippi (Hattiesburg, MS)
University of Tennessee at Chattanooga, The (Chattanooga, TN)
University of Tennessee Martin, The (Martin, TN)
University of Texas at Arlington, The (Arlington, TX)*
University of Texas at Dallas, The (Richardson, TX)*
University of Texas at El Paso, The (El Paso, TX)
University of Texas at San Antonio, The (San Antonio, TX)*
University of Texas at Tyler, The (Tyler, TX)*
University of Texas of the Permian Basin, The (Odessa, TX)
University of Texas Rio Grande Valley, The (Edinburg, TX)*
University of the District of Columbia (Washington, DC)*
University of the Virgin Islands (Charlotte Amalie, VI)*
Ursinus College (Collegeville, PA)*
Wabash College (Crawfordsville, IN)*
Wagner College (Staten Island, NY)
Wayne State College (Wayne, NE)*
Wayne State University (Detroit, MI)
Wentworth Institute of Technology (Boston, MA)*
West Chester University of Pennsylvania (West Chester, PA)
West Texas A&M University (Canyon, TX)
West Virginia University (Morgantown, WV)
Western State Colorado University (Gunnison, CO)*
Wichita State University (Wichita, KS)
Wiley College (Marshall, TX)
Wofford College (Spartanburg, SC)
Woodbury University (Burbank, CA)*

*2018 participant

First-Year Students

Item wording or description	Variable name	Values ^c	Response options	Frequency Distributions ^a				Statistical Comparisons ^b		
				UNK		Academic Advising		UNK	Academic Advising	Effect size ^d
				Count	%	Count	%	Mean	Mean	
1. During the current school year, about how many times have you and an academic advisor discussed your academic interests, course selections, or academic performance?										
	ADV01	0	0	7	3	3,399	7	2.3	2.4	-.07
		1	1	72	26	10,565	22			
		2	2	104	41	15,484	32			
		3	3	41	14	10,203	21			
		4	4	23	8	4,611	10			
		5	5	9	4	1,598	3			
		6	6 or more	11	4	2,722	6			
			Total	267	100	48,582	100			
2. During the current school year, to what extent have your academic advisors done the following?										
a. Been available when needed	ADV02a	1	Very little	15	5	3,240	7	3.0	3.0	.00
		2	Some	55	20	9,319	19			
		3	Quite a bit	105	39	17,205	35			
		4	Very much	84	33	16,600	34			
		—	Not applicable	7	3	2,224	4			
			Total	266	100	48,588	100			
b. Listened closely to your concerns and questions	ADV02b	1	Very little	14	6	3,238	7	3.0	3.1	-.05
		2	Some	57	20	8,858	18			
		3	Quite a bit	99	36	16,081	33			
		4	Very much	87	34	17,739	37			
		—	Not applicable	10	3	2,624	5			
			Total	267	100	48,540	100			
c. Informed you of important deadlines	ADV02c	1	Very little	41	15	5,930	12	2.8	2.9	-.06
		2	Some	56	20	9,867	20			
		3	Quite a bit	87	31	14,883	31			
		4	Very much	73	31	15,228	32			
		—	Not applicable	10	3	2,625	5			
			Total	267	100	48,533	100			
d. Helped you understand academic rules and policies	ADV02d	1	Very little	30	11	5,637	11	2.8	2.8	-.04
		2	Some	68	25	10,635	22			
		3	Quite a bit	89	32	14,836	31			
		4	Very much	69	29	14,301	30			
		—	Not applicable	11	4	3,122	6			
			Total	267	100	48,531	100			
e. Informed you of academic support options (tutoring, study groups, help with writing, etc.)	ADV02e	1	Very little	31	10	6,437	13	2.8	2.8	.01
		2	Some	69	26	10,769	22			
		3	Quite a bit	80	31	14,006	29			
		4	Very much	73	27	14,040	29			
		—	Not applicable	14	7	3,246	7			
			Total	267	100	48,498	100			

First-Year Students

Item wording or description	Variable name	Values ^c	Response options	Frequency Distributions ^a				Statistical Comparisons ^b		
				UNK		Academic Advising		UNK	Academic Advising	
				Count	%	Count	%	Mean	Mean	Effect size ^d
f. Provided useful information about courses	ADV02f	1	Very little	24	8	4,850	10	2.9	2.9	.01
		2	Some	58	22	9,829	20			
		3	Quite a bit	91	33	15,643	32			
		4	Very much	84	33	16,183	34			
		—	Not applicable	9	4	1,992	4			
		Total		266	100	48,497	100			
g. Helped you when you had academic difficulties	ADV02g	1	Very little	40	13	6,724	14	2.8	2.7	.05
		2	Some	55	19	9,740	20			
		3	Quite a bit	69	27	11,450	23			
		4	Very much	69	27	12,333	25			
		—	Not applicable	34	13	8,229	17			
		Total		267	100	48,476	100			
h. Helped you get information on special opportunities (study abroad, internships, research projects, etc.)	ADV02h	1	Very little	46	17	9,227	19	2.6	2.6	.03
		2	Some	69	25	10,249	21			
		3	Quite a bit	61	23	10,531	22			
		4	Very much	62	23	10,593	22			
		—	Not applicable	29	12	7,863	16			
		Total		267	100	48,463	100			
i. Discussed your career interests and post-graduation plans	ADV02i	1	Very little	37	14	9,670	20	2.7	2.6	.10
		2	Some	78	29	11,287	23			
		3	Quite a bit	74	27	10,931	23			
		4	Very much	65	26	11,371	24			
		—	Not applicable	11	4	5,154	11			
		Total		265	100	48,413	100			
3. During the current school year, how often have your academic advisors reached out to you about your academic progress or performance?										
	ADV04	1	Never	116	44	17,061	35	1.8	2.0 **	-0.17
	_15	2	Sometimes	100	35	18,493	38			
		3	Often	36	15	8,838	18			
		4	Very often	15	7	4,006	8			
		Total		267	100	48,398	100			
4. During the current school year, which of the following has been your primary source of advice regarding your academic plans? (Select one.)										
	ADV03	—	Academic advisor(s) assigned to you	112	44	19,264	40			
		—	Academic advisor(s) available to any student	12	4	3,305	7			
		—	Faculty or staff not formally assigned as an advisor	21	7	4,323	8			
		—	Online advising system (degree progress report, etc.)	17	7	1,843	4			
		—	Website, catalog, or other published sources	11	4	1,932	4			
		—	Friends or other students	44	17	7,361	15			
		—	Family members	44	15	7,575	15			
		—	Other, please specify:	3	1	884	2			
		—	I did not seek academic advice this year	3	1	1,921	4			

*p<.05, **p<.01, ***p<.001 (2-tailed); Refer to the endnotes page for the key to triangle symbols.

First-Year Students

<i>Item wording or description</i>	<i>Variable name</i>	<i>Values^c</i>	<i>Response options</i>	Frequency Distributions^a				Statistical Comparisons^b		
				UNK		Academic Advising		UNK		Academic Advising
				<i>Count</i>	<i>%</i>	<i>Count</i>	<i>%</i>	<i>Mean</i>	<i>Mean</i>	<i>Effect size^d</i>
			Total	267	100	48,408	100			

Seniors

Item wording or description	Variable name	Values ^c	Response options	Frequency Distributions ^a				Statistical Comparisons ^b		
				UNK		Academic Advising		UNK	Academic Advising	
				Count	%	Count	%	Mean	Mean	Effect size ^d
1. During the current school year, about how many times have you and an academic advisor discussed your academic interests, course selections, or academic performance?										
	ADV01	0	0	12	7	8,067	14	2.6	2.3 **	.19
		1	1	45	21	14,998	25			
		2	2	63	28	16,283	26			
		3	3	40	18	9,427	15			
		4	4	25	12	4,919	8			
		5	5	9	4	2,118	3			
		6	6 or more	23	10	6,405	10			
			Total	217	100	62,217	100		△	
2. During the current school year, to what extent have your academic advisors done the following?										
a. Been available when needed	ADV02a	1	Very little	7	4	5,395	9	3.2	3.0 ***	.26
		2	Some	28	14	11,682	19			
		3	Quite a bit	78	36	19,159	31			
		4	Very much	102	44	22,605	36			
		—	Not applicable	3	2	3,408	6			
			Total	218	100	62,249	100			
b. Listened closely to your concerns and questions	ADV02b	1	Very little	10	5	5,647	9	3.2	3.0 **	.22
		2	Some	30	14	10,833	18			
		3	Quite a bit	68	31	17,882	29			
		4	Very much	107	47	23,314	37			
		—	Not applicable	3	3	4,523	8			
			Total	218	100	62,199	100			
c. Informed you of important deadlines	ADV02c	1	Very little	21	9	9,278	15	3.0	2.8	.12
		2	Some	44	21	12,037	19			
		3	Quite a bit	63	30	16,468	27			
		4	Very much	82	36	20,100	32			
		—	Not applicable	8	4	4,329	7			
			Total	218	100	62,212	100			
d. Helped you understand academic rules and policies	ADV02d	1	Very little	24	11	9,439	15	2.9	2.7	.12
		2	Some	41	18	12,768	21			
		3	Quite a bit	62	29	15,361	25			
		4	Very much	70	30	17,832	29			
		—	Not applicable	21	11	6,787	11			
			Total	218	100	62,187	100			
e. Informed you of academic support options (tutoring, study groups, help with writing, etc.)	ADV02e	1	Very little	42	19	13,030	21	2.6	2.5	.07
		2	Some	49	22	13,595	22			
		3	Quite a bit	46	22	12,573	20			
		4	Very much	55	24	14,107	22			
		—	Not applicable	26	14	8,855	14			
			Total	218	100	62,160	100			

*p<.05, **p<.01, ***p<.001 (2-tailed); Refer to the endnotes page for the key to triangle symbols.

Seniors

Item wording or description	Variable name	Values ^c	Response options	Frequency Distributions ^a				Statistical Comparisons ^b		
				UNK		Academic Advising		UNK	Academic Advising	
				Count	%	Count	%	Mean	Mean	Effect size ^d
f. Provided useful information about courses	ADV02f	1	Very little	17	9	9,045	15	3.0	2.8 **	.18
		2	Some	40	19	12,573	20			
		3	Quite a bit	78	35	16,846	27			
		4	Very much	76	33	19,028	30			
		—	Not applicable	7	4	4,669	8			
		Total		218	100	62,161	100			
g. Helped you when you had academic difficulties	ADV02g	1	Very little	26	13	10,092	17	2.9	2.7 **	.19
		2	Some	32	14	10,699	17			
		3	Quite a bit	58	27	12,156	19			
		4	Very much	69	30	16,042	25			
		—	Not applicable	32	16	13,149	22			
		Total		217	100	62,138	100			
h. Helped you get information on special opportunities (study abroad, internships, research projects, etc.)	ADV02h	1	Very little	37	16	13,469	22	2.7	2.5 **	.21
		2	Some	36	17	11,028	18			
		3	Quite a bit	56	25	11,115	17			
		4	Very much	61	28	14,087	22			
		—	Not applicable	28	13	12,422	21			
		Total		218	100	62,121	100			
i. Discussed your career interests and post-graduation plans	ADV02i	1	Very little	27	13	14,030	24	3.0	2.5 ***	.39
		2	Some	34	16	12,736	21			
		3	Quite a bit	58	26	11,901	18			
		4	Very much	90	39	16,110	25			
		—	Not applicable	9	6	7,246	13			
		Total		218	100	62,023	100			
3. During the current school year, how often have your academic advisors reached out to you about your academic progress or performance?										
	ADV04_15	1	Never	72	34	26,108	43	2.1	1.9 **	.20
		2	Sometimes	80	35	21,084	33			
		3	Often	46	22	9,868	16			
		4	Very often	20	9	4,982	8			
		—	Not applicable	9	6	7,246	13			
		Total		218	100	62,042	100			
4. During the current school year, which of the following has been your primary source of advice regarding your academic plans? (Select one.)										
	ADV03	—	Academic advisor(s) assigned to you	111	49	22,045	35	2.1	1.9 **	.20
		—	Academic advisor(s) available to any student	3	1	5,006	8			
		—	Faculty or staff not formally assigned as an advisor	35	16	10,044	15			
		—	Online advising system (degree progress report, etc.)	14	7	4,695	8			
		—	Website, catalog, or other published sources	9	5	2,863	5			
		—	Friends or other students	18	10	6,837	11			
		—	Family members	16	7	5,239	8			
		—	Other, please specify:	4	2	1,736	3			
		—	I did not seek academic advice this year	8	3	3,612	6			

*p<.05, **p<.01, ***p<.001 (2-tailed); Refer to the endnotes page for the key to triangle symbols.

Seniors

<i>Item wording or description</i>	<i>Variable name</i>	<i>Values^c</i>	<i>Response options</i>	Frequency Distributions^a				Statistical Comparisons^b		
				UNK		Academic Advising		UNK		Academic Advising
				<i>Count</i>	<i>%</i>	<i>Count</i>	<i>%</i>	<i>Mean</i>	<i>Mean</i>	<i>Effect size^d</i>
			Total	218	100	62,077	100			

*p<.05, **p<.01, ***p<.001 (2-tailed); Refer to the endnotes page for the key to triangle symbols.

First-Year Students

Variable name	N	Mean		Standard error ^f		Standard deviation ^g		DF ^h	Sig. ⁱ	Effect size ^d
	UNK	UNK	Academic Advising	UNK	Academic Advising	UNK	Academic Advising			
ADV01	267	2.26	2.36	.081	.006	1.32	1.46	269	.216	-.07
ADV02a	258	3.02	3.01	.055	.004	0.88	0.92	55,635	.976	.00
ADV02b	257	3.01	3.06	.056	.004	0.91	0.93	55,031	.393	-.05
ADV02c	257	2.80	2.87	.065	.004	1.05	1.02	55,072	.315	-.06
ADV02d	257	2.81	2.85	.062	.004	0.99	1.01	54,481	.518	-.04
ADV02e	248	2.81	2.80	.062	.004	0.98	1.04	54,249	.906	.01
ADV02f	255	2.95	2.93	.060	.004	0.96	0.99	55,767	.831	.01
ADV02g	231	2.78	2.73	.069	.005	1.06	1.07	48,107	.476	.05
ADV02h	236	2.59	2.56	.070	.005	1.07	1.11	48,546	.635	.03
ADV02i	254	2.67	2.56	.064	.005	1.03	1.10	256	.079	.10
ADV04_15	267	1.84	2.00	.056	.004	0.91	0.93	57,991	.004	-.17





Seniors

Variable name	N	Mean		Standard error ^f		Standard deviation ^g		DF ^h	Sig. ⁱ	Effect size ^d
	UNK	UNK	Academic Advising	UNK	Academic Advising	UNK	Academic Advising			
ADV01	219	2.59	2.26	.112	.007	1.66	1.73	59,096	.006	.19
ADV02a	215	3.24	2.99	.056	.004	0.83	0.98	216	.000	.26
ADV02b	214	3.22	3.00	.061	.004	0.90	1.00	54,612	.002	.22
ADV02c	211	2.96	2.82	.068	.005	0.99	1.08	212	.053	.12
ADV02d	195	2.88	2.75	.073	.005	1.02	1.08	196	.067	.12
ADV02e	188	2.59	2.51	.081	.005	1.11	1.13	50,472	.351	.07
ADV02f	210	2.96	2.77	.066	.005	0.96	1.08	211	.005	.18
ADV02g	184	2.88	2.66	.078	.005	1.06	1.14	185	.006	.19
ADV02h	190	2.74	2.49	.080	.005	1.10	1.17	191	.002	.21
ADV02i	207	2.96	2.51	.074	.005	1.07	1.16	208	.000	.39
ADV04_15	220	2.06	1.88	.065	.004	0.96	0.94	58,914	.004	.20

Endnotes

- a. Column percentages are weighted by institution-reported sex and enrollment status (and institution size for comparison groups). Percentages may not sum to 100 due to rounding. Counts are unweighted; column percentages cannot be replicated from counts.
- b. All statistics are weighted by institution-reported sex and enrollment status (and institution size for comparison groups). Unless otherwise noted, statistical comparisons are two-tailed independent t -tests. Items with categorical response sets are left blank.
- c. These are the values used to calculate means. For the majority of items, these values match the codes in the data file and codebook.
- d. Effect size for independent t -tests uses Cohen's d ; z -tests use Cohen's h .
- e. Statistics are weighted by institution-reported sex and enrollment status (and institution size for comparison groups). Categorical items are not listed.
- f. The 95% confidence interval for the population mean is equal to the sample mean plus or minus 1.96 times the standard error of the mean.
- g. A measure of the amount individual scores deviate from the mean of all the scores in the distribution.
- h. Degrees of freedom used to compute the t -tests. Values differ from N s due to weighting and whether equal variances were assumed.
- i. Statistical comparisons are two-tailed independent t -tests or z -tests. Statistical significance represents the probability that the difference between your students' mean and that of the students in the comparison group is due to chance.
- j. Statistical comparison uses z -test to compare the proportion who responded (depending on the item) "Done or in progress" or "Yes" with all who responded otherwise.
- k. Mean represents the proportion who responded (depending on the item) "Done or in progress" or "Yes."

Key to symbols:

-  **Your students' average** was significantly higher ($p < .05$) with an effect size at least .3 in magnitude.
-  **Your students' average** was significantly higher ($p < .05$) with an effect size less than .3 in magnitude.
-  **Your students' average** was significantly lower ($p < .05$) with an effect size less than .3 in magnitude.
-  **Your students' average** was significantly lower ($p < .05$) with an effect size at least .3 in magnitude.

Note: It is important to interpret the direction of differences relative to item wording and your institutional context.