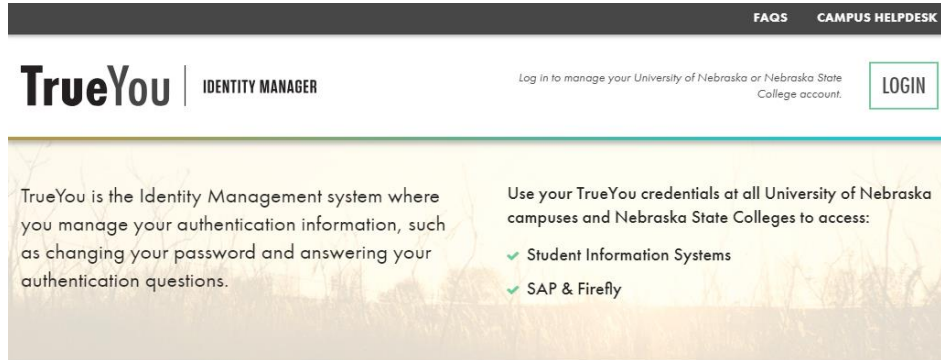


University of Nebraska at Kearney Password reset instructions –

1. Visit <https://trueyou.nebraska.edu/SelfService/>
2. Click on **Change Password**



Claim Your Identity >>>

You must claim your TrueYou Identity and establish a password before accessing student, staff or faculty services. The claim process will verify your account with personally identifying information and set up your authentication questions.

[Claim Your ID](#)

Re-Activate Account >>>

Manage Your Accounts

TrueYou's Self-Service feature allows you to manage your account information simply and easily:

[Change Password](#)

[Lookup NUID or Username](#)

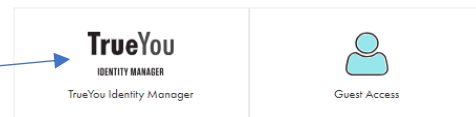
[Forgot Password](#)

3. If you know your NUID and TrueYou (MyBlue) Password, **click on TrueYou Identity Manager**. If you know your UNK credentials, **click on UNK** –

University of Nebraska & Nebraska State College Single Sign On


Sign On Using Your TrueYou Identity

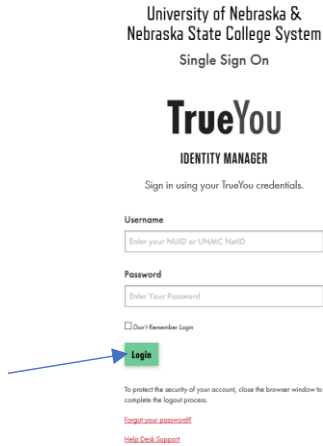
(Firefly, SAP, MyBlue, MyRecords, MyRED, MyNCTA, MaxLINK, MyCSC, MyPSC, WildcatsOnline, Campus Solutions, etc.)



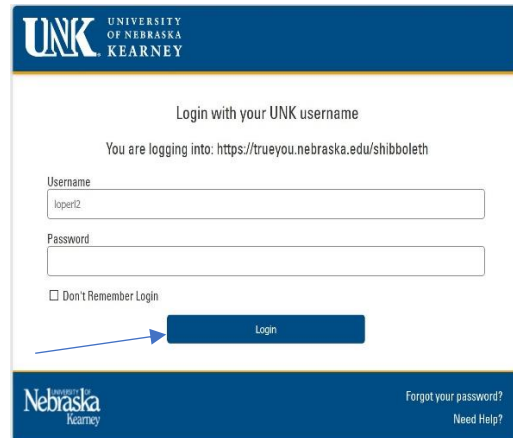
Sign On Using Your Campus Identity

(Blackboard, Canvas, Sakai, Campus Email, etc.)





OR



4. Login using your NUID and TrueYou (MyBlue) Password. Login using your UNK Campus credentials (same as Canvas).
5. After you are logged in, you will see a list of accounts associated with TrueYou, just create a new password that meets the requirements listed.

Change Your Password

Passwords must be at least 10 characters long, and must contain uppercase and lowercase letters, numbers, and special characters, and **MUST NOT** include any resemblance to personal information like your name, username, birthdate.

New Password

Confirm New Password

NOTE: Changing your password here will update the password for all accounts associated with TrueYou.

6. Click on “Change Password” and if it’s successful you should be able to access your accounts with the new password. If it’s not successful, check the requirements again.

Note: Once you have your password changed, you can visit outlook.unk.edu on a web browser and sign in to your UNK Mailbox using your full UNK email (*your campus email is listed in MyBlue under “Profile”*) and the password you just set.

Canvas – canvas.unk.edu; login using your UNK username and the same password. Your UNK username is just the first part of your UNK email without the “@lopers.unk.edu” part.

You can login to most UNK services using your UNK username and password. A complete list of services offered by UNK can be found on easi.unk.edu.

Questions? – visit helpdesk.unk.edu